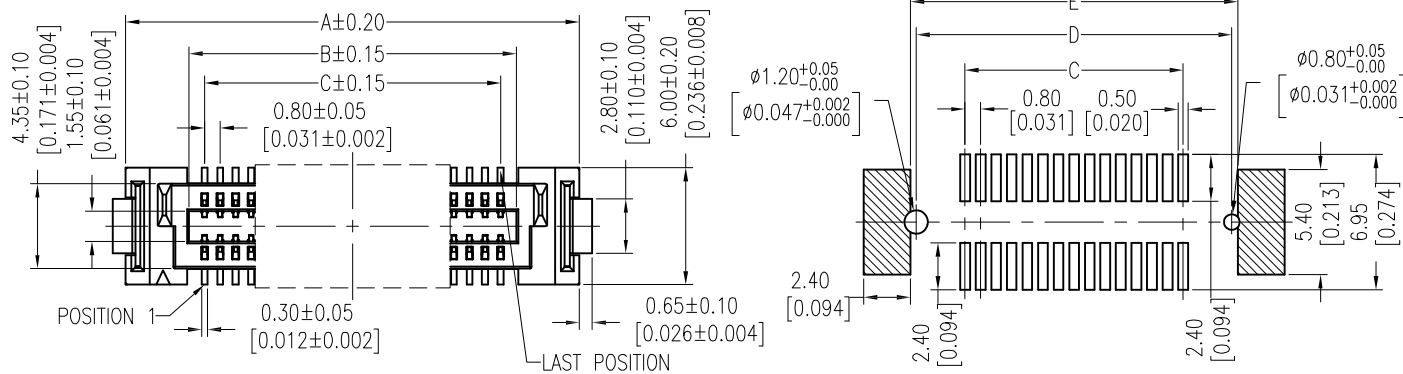
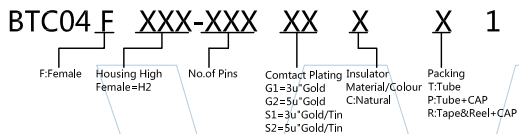




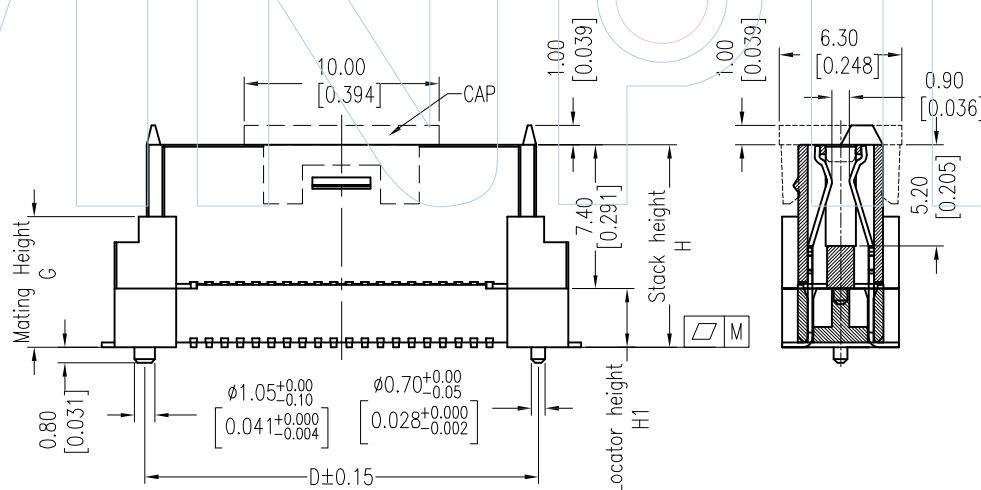
Recommended P.C.B Layout (Top Side)
(PCB BOARD TOLERANCE+0.05)



PART NUMBER CODING



No. of Pins	Dimension				
	A	B	C	D	E
20	15.30	8.80	7.20	12.20	12.80
30	19.30	12.80	11.20	16.20	16.80
40	23.30	16.80	15.20	20.20	20.80
60	31.30	24.80	23.20	28.20	28.80
80	39.30	32.80	31.20	36.20	36.80
100	47.30	40.80	39.20	44.20	44.80
120	55.30	48.80	47.20	52.20	52.80
160	71.30	64.80	63.20	68.20	68.80



Dim H	Dim G	Dim H1
7.40	4.00	---
10.40	7.00	3.00
11.40	8.00	4.00
12.40	9.00	5.00
13.40	10.00	6.00



Tel: +86 769 82581808 FAX: +86 769 81766192
E-Mail: winpin@win-pin.com Http: www.win-pin.com

NOTES:
Current Rating: 0.5AMP
Contact Resistance: 30mΩ max
Withstand Voltage: 500V AC/DC
Insulation Resistance: 100MΩ Min
Operation Temperature: -20°C to +105°C

Housing Material: LCP(UL94V-0), Nature
Contact Material: Phosphor Bronze
Contact plating: Au or Sn over Ni

UNLESS OTHERWISE SPECIFIED DIMENSIONS ARE IN METRIC TOLERANCES ARE:
DECIMALS Angle
X.X: ±0.40 ± 3°
X.XX: ±0.25
X.XXX: ±0.15

PART NO: BTC04FXXX-XXXXXXX1

TITLE: DDK 0.80mm B TO B Socket SMT

SCALE	1:1
UNIT	MM
PROJ.	
SHEET	

A0	2015/06/25	NEW	Hua.ZT		Hua.ZT
REV	DATE	MODIFICATION DESCRIPTIO	DRAW	CHANGE	APPROVE