
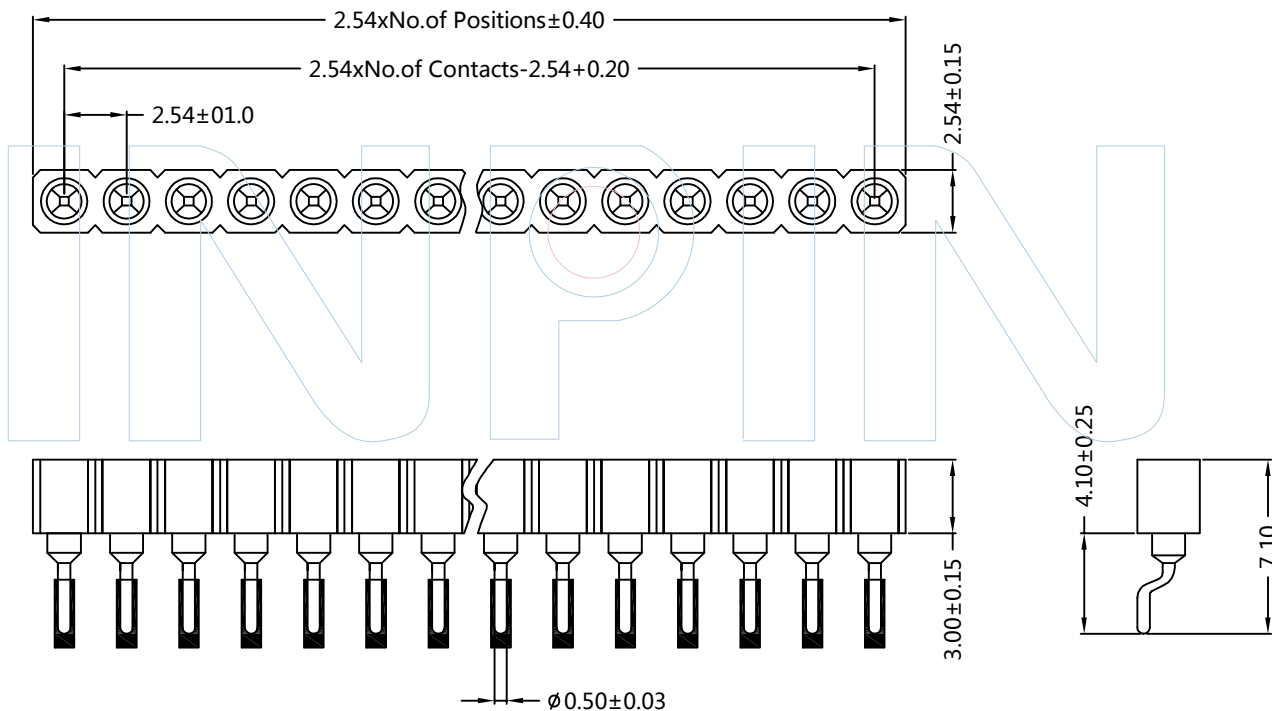
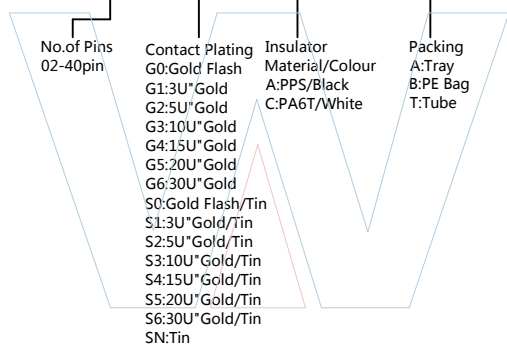




Recommended P.C.B Layout(Top Side)
(PCB BOARD TOLERANCE ±0.05)



PART NUMBER CODING
MFFZ30-1 XX XX X 074 X 1



Tel: +86 769 82581808 FAX: +86 769 81766192
E-Mail: sales@winpin.net Http: www.winpin.net

PART NO: MFFZ30-1XXXXX074X1

TITLE: 2.54mm Machined Female Header 90°SMT H=3.00 L=7.4mm

NOTES:
Current Rating: 3.0AMP
Insulation Resistance: 10MΩ Min
Withstand Voltage: 1000V AC/DC
Mechanical Life: Min 500 cycles
Connecting Pin: $\phi 0.50$ mm
Operation Temperature: -40°C to +105°C

Material
Sleeve: Brass
Contact Plating: Au or Sn over Ni
Insulator Material: PPS(UL94V-0)

UNLESS OTHERWISE SPECIFIED DIMENSIONS ARE IN METRIC
TOLERANCES ARE:
DECIMALS Angle
X.X: ±0.40 ± 3°
X.XX: ±0.25
X.XXX: ±0.15

SCALE 1:1
UNIT MM
PROJ.
SHEET

A0	2015/04/26	NEW	GF.He	Andy	
REV	DATE	MODIFICATION DESCRIPTION	DRAW	CHANGE	APPROVE