



Recommended P.C.B Layout (Top Side)
(PCB BOARD TOLERANCE ±0.05)

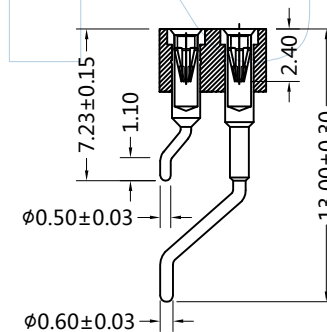
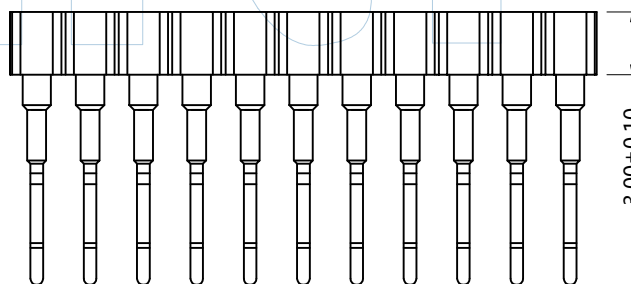
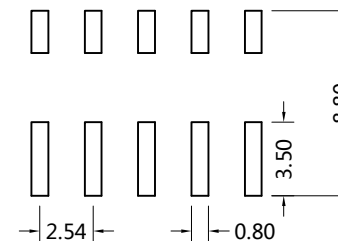
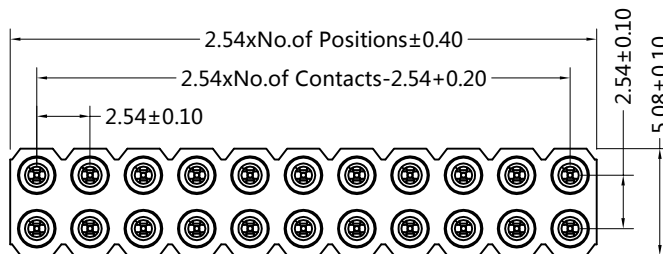
PART NUMBER CODING
MFFZ30-2 XX XX X 145 X 1

No. of Pins
02-40pin

Contact Plating
G0:Gold Flash
G1:3U*Gold
G2:5U*Gold
G3:10U*Gold
G4:15U*Gold
G5:20U*Gold
G6:30U*Gold
S0:Gold Flash/Tin
S1:3U*Gold/Tin
S2:5U*Gold/Tin
S3:10U*Gold/Tin
S4:15U*Gold/Tin
S5:20U*Gold/Tin
S6:30U*Gold/Tin
SN:Tin

Insulator
Material/Colour
A:PPS/Black

Packing
A:Tray
B:PE Bag
T:Tube



Tel: +86 769 82581808 FAX: +86 769 81766192
E-Mail: sales@winpin.net Http: www.winpin.net

NOTES:
Current Rating: 3.0AMP
Insulation Resistance: 10MΩ Min
Withstand Voltage: 1000V AC/DC
Mechanical Life: Min 500 cycles
Connecting Pin: Ø0.50/Ø0.60mm
Operation Temperature: -40°C to +105°C

Material
Sleeve: Brass
Contact Plating: Au or Sn over Ni
Insulator Material: PPS (UL94V-0)

UNLESS OTHERWISE SPECIFIED DIMENSIONS ARE IN METRIC
TOLERANCES ARE:
DECIMALS Angle
X.X: ±0.40 ± 3°
X.XX: ±0.25
X.XXX: ±0.15

PART NO: MFFZ30-2XXXXX145X1

TITLE: 2.54mm Machined Female Header 90° SMT H=3.00L=7.43/14.5mm

SCALE	1:1	A0	2021/12/16	NEW	GF.He	Andy
UNIT	MM	REV	DATE	MODIFICATION DESCRIPTION	DRAW	CHANGE
PROJ.						
SHEET						