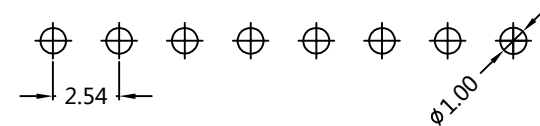




Recommended P.C.B Layout(Top Side)
(PCB BOARD TOL ERANCE ±0.05)



PART NUMBER CODING

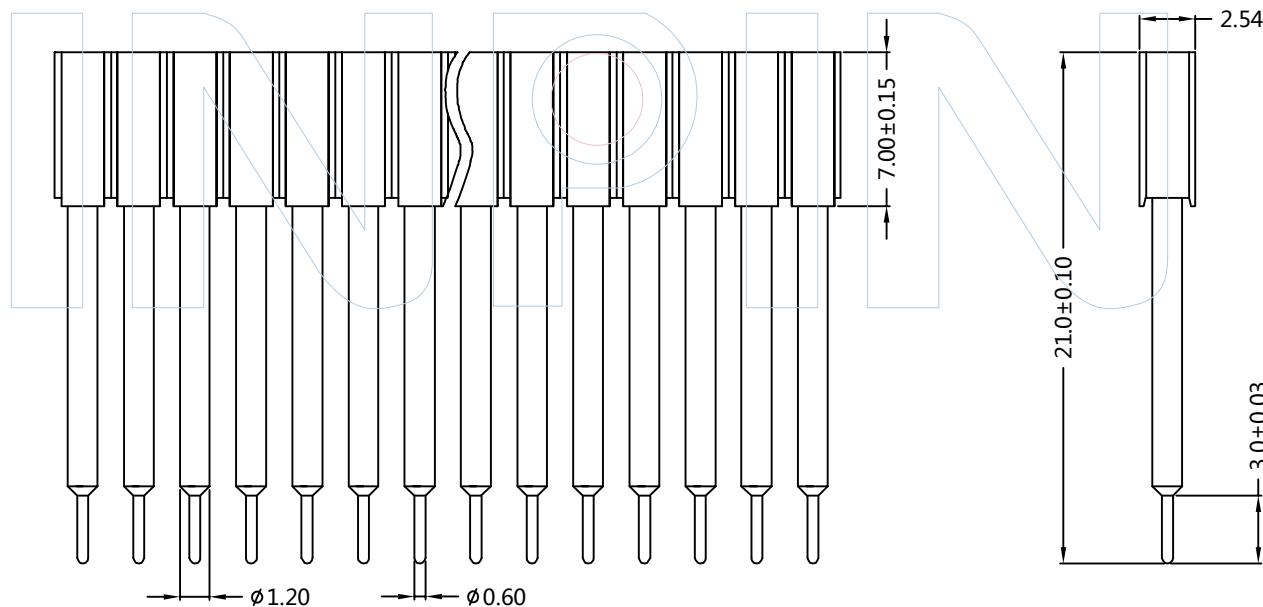
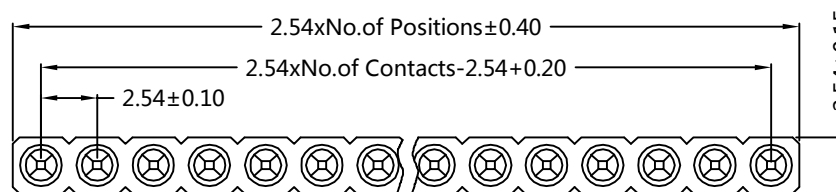
MFFS70-1 XX XX X 210 X 1

No.of Pins
02-40pin

Contact Plating
G0:Gold Flash
G1:3U"Gold
G2:5U"Gold
G3:10U"Gold
G4:15U"Gold
G5:20U"Gold
G6:30U"Gold
S0:Gold Flash/Tin
S1:3U"Gold/Tin
S2:5U"Gold/Tin
S3:10U"Gold/Tin
S4:15U"Gold/Tin
S5:20U"Gold/Tin
S6:30U"Gold/Tin
SN:Tin

Insulator
Material/Colour
A:PPS/Black

Packing
A:Tray
B:PE Bag
T:Tube



Tel: +86 769 82581808 FAX: +86 769 81766192
E-Mail: sales@winpin.net Http: www.winpin.net

NOTES:
Current Rating: 3.0AMP
Insulation Resistance: 10MΩ Min
Withstand Voltage: 1000V AC/DC
Mechanical Life: Min 500 cycles
Connecting Pin: φ0.60mm
Operation Temperature: -40°C to +105°C

Material
Sleeve: Brass
Contact Plating: Au or Sn over Ni
Insulator Material: PPS(UL94V-0)

UNLESS OTHERWISE SPECIFIED DIMENSIONS ARE IN METRIC
TOLERANCES ARE:
DECIMALS Angle
X.X: ±0.40 ± 3°
X.XX: ±0.25
X.XXX: ±0.15

SCALE	1:1
UNIT	MM
PROJ.	
SHEET	

A0	2015/06/25	NEW	Huan.Tan		Huan.Tan
REV	DATE	MODIFICATION DESCRIPTION	DRAW	CHANGE	APPROVE

PART NO: MFFS70-1XXXXX210X1

TITLE: 2.54mm Machined Female Header 180° H=7.00 L=21.0mm