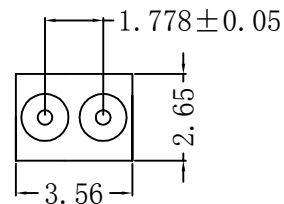
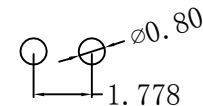




Recommended P.C.B Layout(Top Side)
(PCB BOARD TOLERANCE+0.05)



PART NUMBER CODING

MPMS26-1 02 XX X 082 X 1

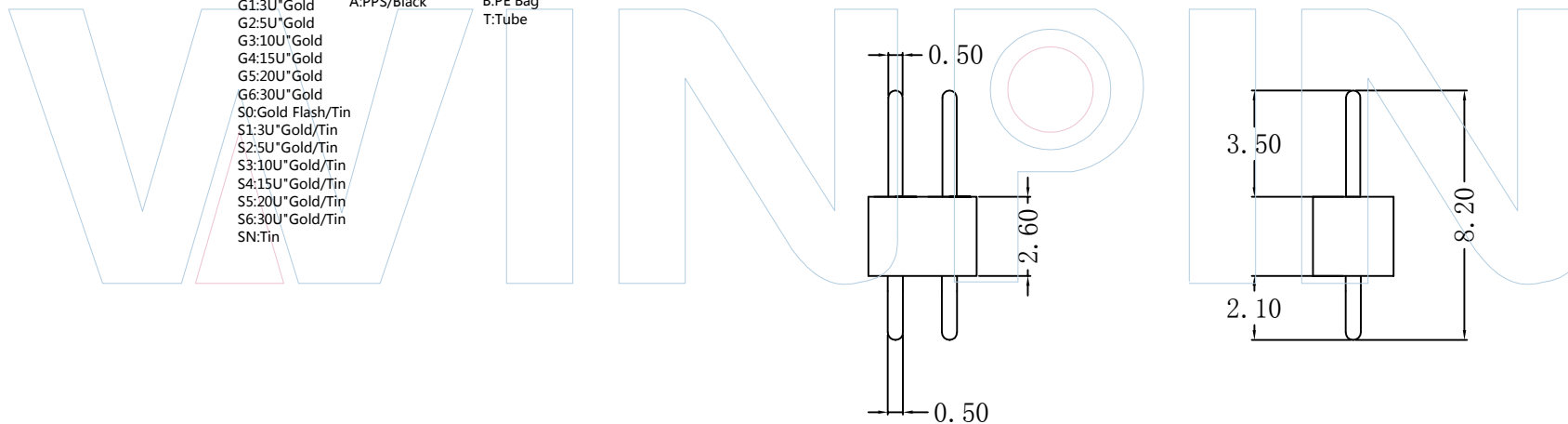
No.of Pins
2P

Contact Plating

- G0:Gold Flash
- G1:3U*Gold
- G2:5U*Gold
- G3:10U*Gold
- G4:15U*Gold
- G5:20U*Gold
- G6:30U*Gold
- S0:Gold Flash/Tin
- S1:3U*Gold/Tin
- S2:5U*Gold/Tin
- S3:10U*Gold/Tin
- S4:15U*Gold/Tin
- S5:20U*Gold/Tin
- S6:30U*Gold/Tin
- SN:Tin

Insulator
Material/Colour
A:PPS/Black

Packing
A:Tray
B:PE Bag
T:Tube



Tel:+86 769 82581808 FAX:+86 769 81766192
E-Mail:sales@winpin.net Http:www.winpin.net

NOTES:
Current Rating:1.0AMP
Contact Resistance:10mΩ Max
Withstand Voltage:1000V AC/DC
Mechanical Life:Min 500 cycles
Connecting Pin:∅0.50mm
Operation Temperature:-40°C to +105°C

Material:
Sleeve:Brass
Contact Plating:Au or Sn over Ni
Insulator Material:PPS(UL94V-0)

UNLESS OTHERWISE SPECIFIED DIMENSIONS ARE IN METRIC
TOLERANCES ARE:
DECIMALS Angle
X.X:±0.40 ± 3°
X.XX:±0.25
X.XXX:±0.15

PART NO: MPMS26-102XXX082X1

TITLE: 1.778mm Machined PinHeader Single Row 180 H=2.6 L=8.2

SCALE	1:1
UNIT	MM
PROJ.	
SHEET	

A0	2015/06/25	NEW	Huan.Tan		Huan.Tan
REV	DATE	MODIFICATION DESCRIPTIO	DRAW	CHANGE	APPROVE