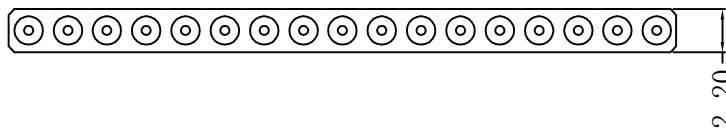
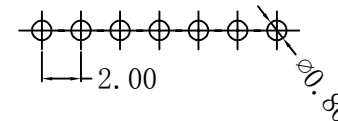


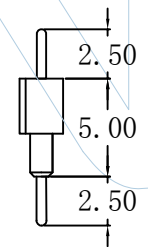
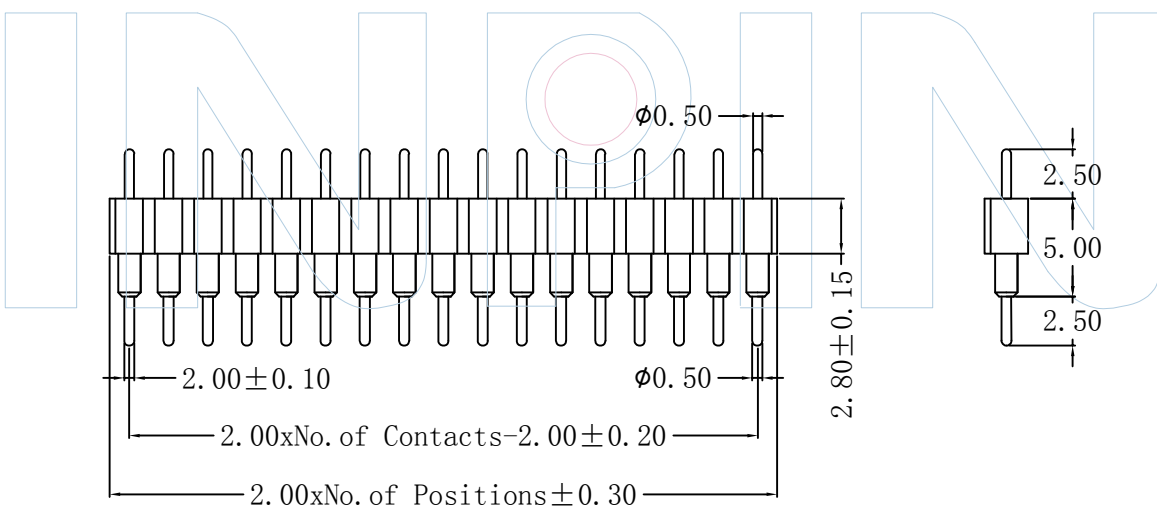
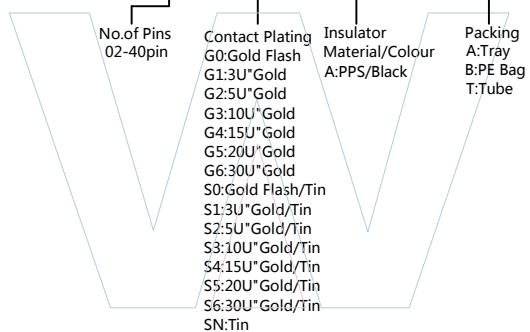


Recommended P.C.B Layout(Top Side)
(PCB BOARD TOLERANCE+0.05)



PART NUMBER CODING

MPES28-1 XX XX X 100 X 2



Tel:+86 769 82581808 FAX:+86 769 81766192
E-Mail:sales@winpin.net Http://www.winpin.net

NOTES:
Current Rating:1.5AMP
Contact Resistance:10mΩ Max
Withstand Voltage:1000V AC/DC
Mechanical Life:Min 500 cycles
Connecting Pin:∅0.50mm
Operation Temperature:-40°C to +105°C

Material:
Sleeve:Brass
Contact Plating:Au or Sn over Ni
Insulator Material:PPS(UL94V-0)

UNLESS OTHERWISE SPECIFIED DIMENSIONS ARE IN METRIC
TOLERANCES ARE:
DECIMALS Angle
X.X:±0.40 ± 3°
X.XX:±0.25
X.XXX:±0.15

PART NO: MPES28-1XXXXX100X2

TITLE: 2.00mm Machined Pin Header Single Row 180°
H=2.8mm L=10.00mm

SCALE	1:1
UNIT	MM
PROJ.	
SHEET	

A0	2018/06/25	NEW	Jason.Huang		Jason.Huang
REV	DATE	MODIFICATION DESCRIPTIO	DRAW	CHANGE	APPROVE