





Recommended P.C.B Layout(Top Side)  
(PCB BOARD TOLERANCE±0.05)



### PART NUMBER CODING

BHFR02-XX XX 1 X X 1

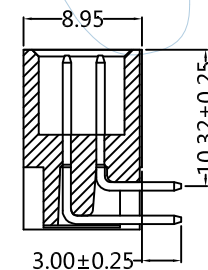
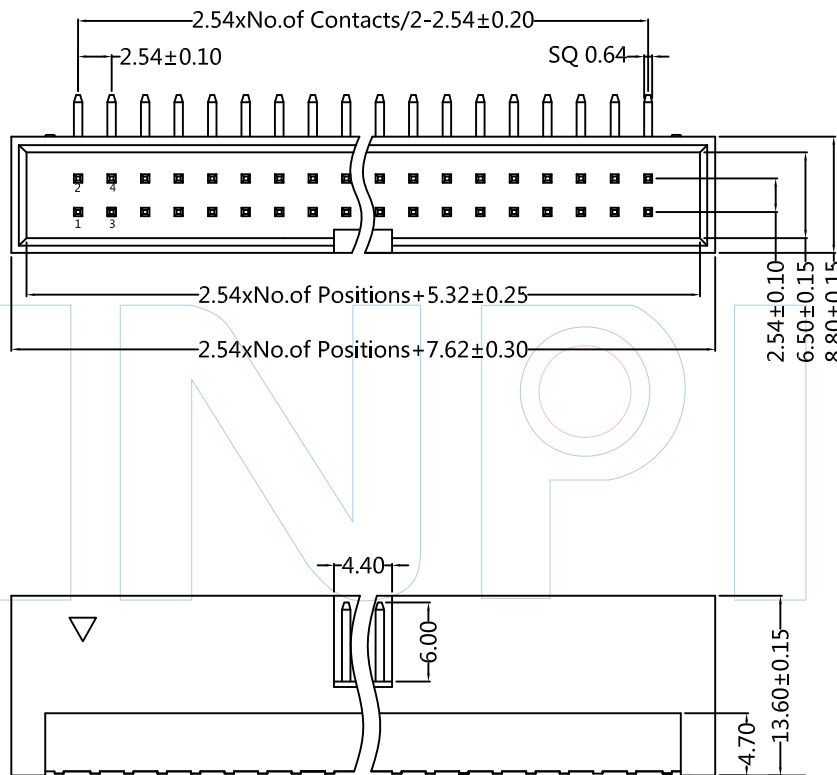


No. of Pins  
10-64P

Contact Plating  
G0:Gold Flash  
G1:3U\*Gold  
G2:5U\*Gold  
G3:10U\*Gold  
G4:15U\*Gold  
G5:20U\*Gold  
G6:30U\*Gold  
S0:Gold Flash/Tin  
S1:3U\*Gold/Tin  
S2:5U\*Gold/Tin  
S3:10U\*Gold/Tin  
S4:15U\*Gold/Tin  
S5:20U\*Gold/Tin  
S6:30U\*Gold/Tin  
SN:Tin

Material/Color  
A:PBT/Black  
B:PA9T/Black  
C:PA6T/Black

Packing  
A:Tray  
T:Tube



Tel:+86 769 82581808 FAX:+86 769 81766192  
E-Mail:sales@winpin.net Http:www.winpin.net

PART NO: BHFR02-XXXX1XX1

TITLE: 2.54mm Box Header 90° H=13.6

NOTES:  
Current Rating:3.0AMP  
Withstand Voltage:500V AC/DC  
Contact Resistance:20mΩ Max  
Insulation Resistance:1000MΩ Min  
Operation Temperature:-40°C to +105°C

MATERIAL:  
Contact Material:Brass  
Contact Plating:Au or Sn over Ni  
Insulator Material:PBT/PA6T/PA9T+30%GF  
(UL94V-0)

UNLESS OTHERWISE SPECIFIED DIMENSIONS ARE IN METRIC  
TOLERANCES ARE:  
DECIMALS Angle  
X.X:±0.40 ± 3°  
X.XX:±0.25  
X.XXX:±0.15

SCALE	1:1
UNIT	MM
PROJ.	
SHEET	

A0	2015/06/25	NEW	Hua.ZT		Hua.ZT
REV	DATE	MODIFICATION DESCRIPTIO	DRAW	CHANGE	APPROVE