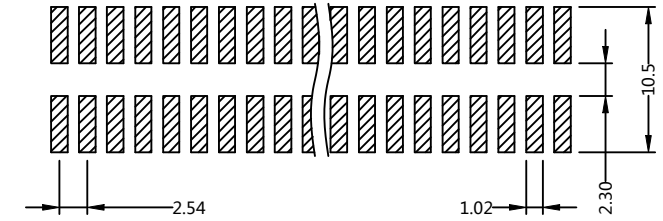
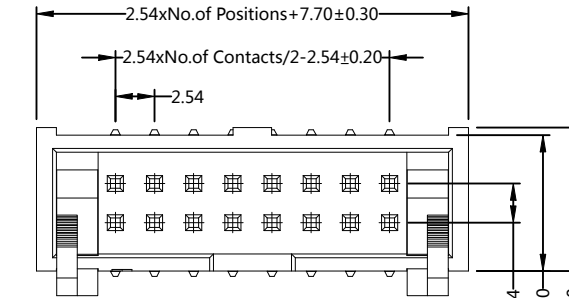




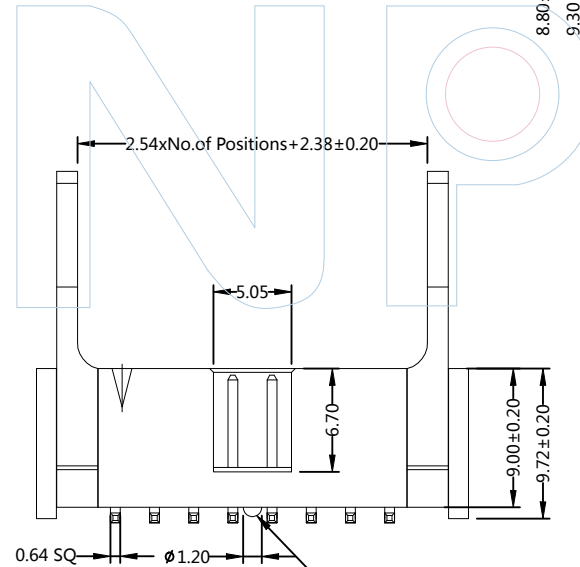
Recommended P.C.B Layout(Top Side)  
(PCB BOARD TOLERANCE±0.05)



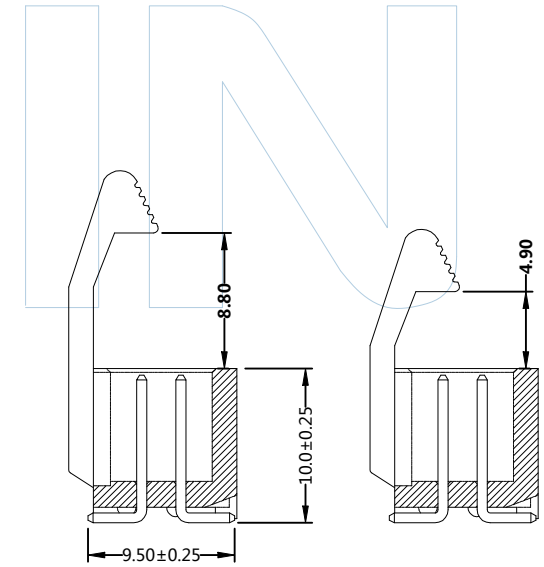
PART NUMBER CODING

EJFM1- XX XX X X X 2

- No.of Pins: 08-64P
- Contact Plating: G0:Gold Flash, G1:3U"Gold, G2:5U"Gold, G3:10U"Gold, G4:15U"Gold, G5:20U"Gold, G6:30U"Gold, S0:Gold Flash/Tin, S1:3U"Gold/Tin, S2:5U"Gold/Tin, S3:10U"Gold/Tin, S4:15U"Gold/Tin, S5:20U"Gold/Tin, S6:30U"Gold/Tin, SN:Tin
- Latch type: L:Long Latch, S:Short Latch
- A:PBT/Black, B:PA9T/Black, C:PA6T/Black
- Packing: A:Tray, T:Tube



注:2\*NP无此凸点(N为奇数)



Long Latch

Short Latch



Tel: +86 769 82581808 FAX: +86 769 81766192  
E-Mail:sales@winpin.net Http:www.winpin.net

PART NO: EJFM1-XXXXXXX2

TITLE: 2.54mm Ejector Header 180°SMT METAL LATCH H=9.72mm

NOTES:  
Current Rating:3.0AMP  
Withstand Voltage:500V AC/DC  
Contact Resistance:20mΩ Max  
Insulation Resistance:1000MΩ Min  
Operation Temperature:-40°C to +105°C

Contact Material:Brass  
Contact Plating:Au or Sn over Ni  
Insulator Material:PBT/PA9T/PA6T+30%GF (UL94V-0)

UNLESS OTHERWISE SPECIFIED DIMENSIONS ARE IN METRIC TOLERANCES ARE:  
DECIMALS Angle  
X.X:±0.40 ±3°  
X.XX:±0.25  
X.XXX:±0.15

SCALE	1:1
UNIT	MM
PROJ.	
SHEET	

A0	2021/05/09	NEW	GuoFang.He		Andy
REV	DATE	MODIFICATION DESCRIPTIO	DRAW	CHANGE	APPROVE