HSF Pb RoHS

Recommended P.C.B Layout(Top Side)
(PCB BOARD TOLERANCE+0.05)

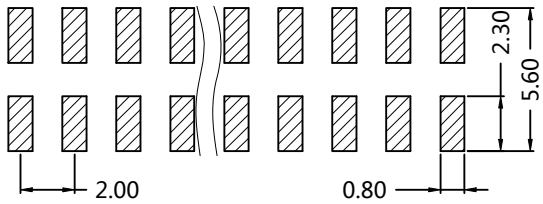

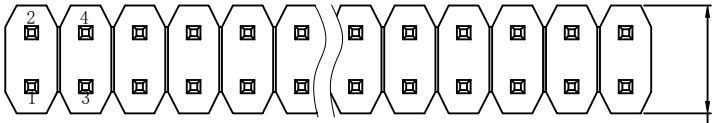

PART NUMBER CODING

PHEZ20-12 XX XX X XXX X 1

- XX: No.of Pins 01-40P
- XX: Contact Plating
  G0:Gold Flash
  G1:3U"Gold
  G2:5U"Gold
  G3:10U"Gold
  G4:15U"Gold
  G5:20U"Gold
  G6:30U"Gold
  S0:Gold Flash/Tin
  S1:3U"Gold/Tin
  S2:5U"Gold/Tin
  S3:10U"Gold/Tin
  S4:15U"Gold/Tin
  S5:20U"Gold/Tin
  S6:30U"Gold/Tin
  SN:Tin
- X: Insulator Material/Colour
  B:PA9T/Black
  C:PA6T/Black
- XXX: Pin length(short) L=B+2.0+3.2
- X: Packing
  B=PE Bag
  T=Tube
  R=Rell

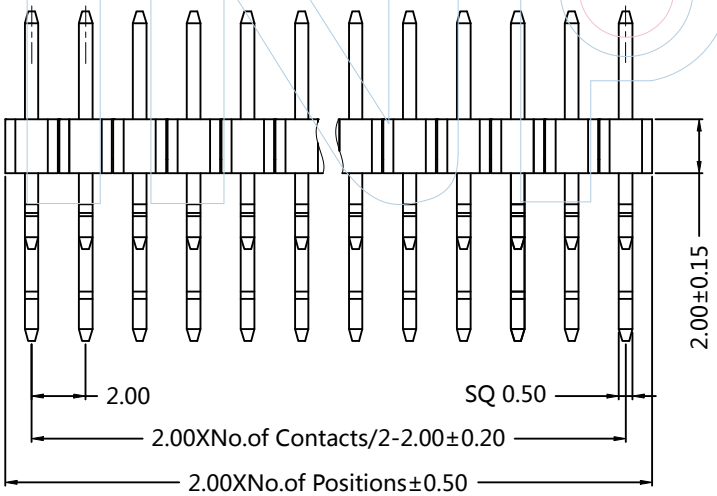

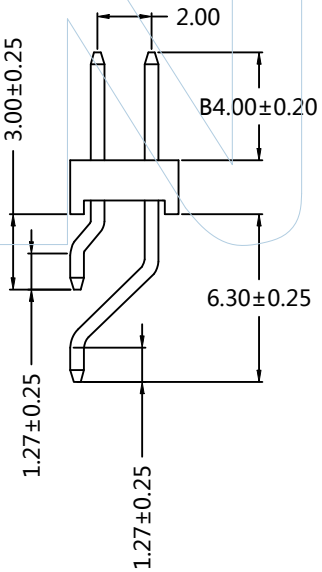

Dinmension antitheses list			
ITEM	B		
Standard	4.00		
Altemate			

WINPIN
Tel:+86 769 82581808
E-Mail:sales@winpin.net
FAX:+86 769 81766192
Http:www.winpin.net

PART NO: PHEZ20-12XXXXXXXXX1

TITLE: PH 2.00mm Dual ROW 90°SMT H=2.0mm

NOTES:
Current Rating:.2.0AMP
Withstand Voltage:500V AC/DC
Contact Resistance:20mΩ Max
Insulation Resistance:1000MΩ Min
Operation Temperature:-40℃ to +105℃

Contact Material:Brass
Contact Plating:Au or Sn over Ni
InsulatorMaterial:PA6T/PA9T+30%GF
(UL94V-0)

UNLESS OTHERWISE SPECIFIED DIMENSIONS ARE IN METRIC
TOLERANCES ARE:
DECIMALS Angle
X.X:±0.40 ± 3°
X.XX:±0.25
X.XXX:±0.15

SCALE	1:1
UNIT	MM
PROJ.	
SHEET	

REV	DATE	MODIFICATION DESCRIPTIO	DRAW	CHANGE	APPROVE
A0	2015/06/25	NEW	GF.He	———	Andy