HSF Pb RoHS

PART NUMBER CODING

PHBM10-22 XX XX X XXX X X

- No.of Pins: 01-50
- Contact Plating: G0:Gold Flash; G1:3U"Gold; G2:5U"Gold; G3:10U"Gold; G4:15U"Gold; G5:20U"Gold; G6:30U"Gold; S0:Gold Flash/Tin; S1:3U"Gold/Tin; S2:5U"Gold/Tin; S3:10U"Gold/Tin; S4:15U"Gold/Tin; S5:20U"Gold/Tin; S6:30U"Gold/Tin; SN:Tin
- Insulator Material/Colour: B:PA9T/Black; C:PA6T/Black
- Pin lengh(short): L=B+D+C +(W-1.0)/2
- Packing: A=Tray; T=Tube; P=Tube+CAP; R=Tape&Reel+CAP
- Seres No: 1=Type1; 2=Type2

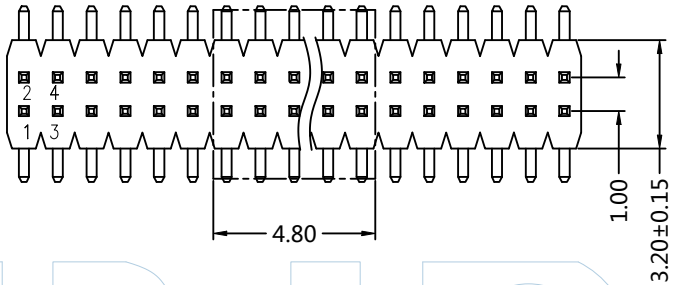

Recommended P.C.B Layout(Top Side)
(PCB BOARD TOLERANCE±0.05)

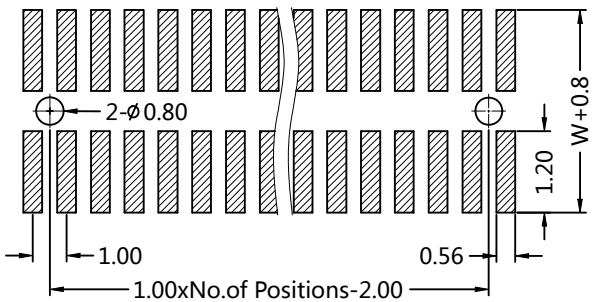

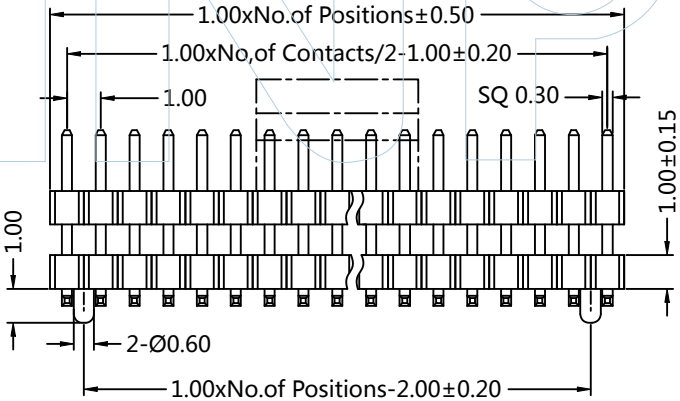

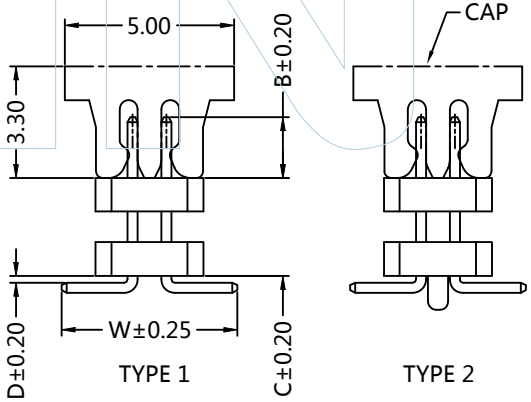

Dimension antitheses list				
ITEM	B	C	D	W
Srandard	1.80	≥2.00	0.20	5.20
Alternate				

WINPIN
Tel:+86 769 82581808
E-Mail:sales@winpin.net
FAX:+86 769 81766192
Http:www.winpin.net

PART NO: PHBM10-22XXXXXXXXXX

TITLE: PH 1.0mm Dual Row 180°SMT H=1.00mm

NOTES:
Current Rating:0.75AMP
Withstand Voltage:500V AC/DC
Contact Resistance:20mΩ Max
Insulation Resistance:1000MΩ Min
Operation Temperature:-40℃ to +105℃

Contact Material: Brass
Contact Plating:Au or Sn over Ni
Insulator Material:PA6T/PA9T+30%GF (UL94V-0)

UNLESS OTHERWISE SPECIFIED DIMENSIONS ARE IN METRIC
TOLERANCES ARE:
DECIMALS X.X:±0.40 X.XX:±0.25 X.XXX:±0.15
Angle ± 3°

SCALE	1:1
UNIT	MM
PROJ.	
SHEET	

REV	DATE	MODIFICATION DESCRIPTIO	DRAW	CHANGE	APPROVE
A0	2015/06/25	NEW	Huan.Tan	———	Huan.Tan