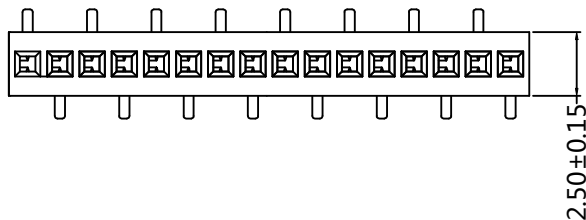
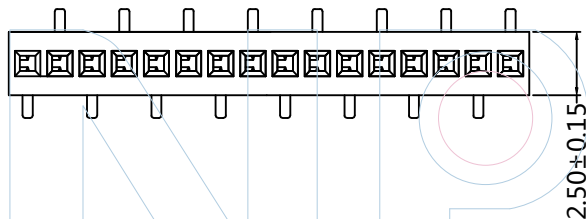
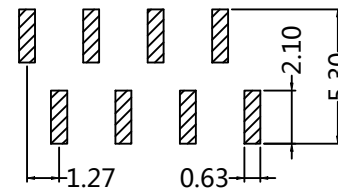




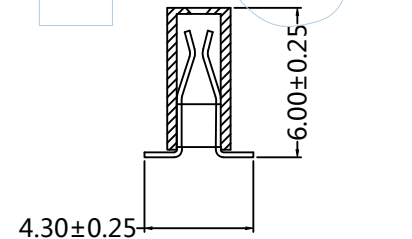
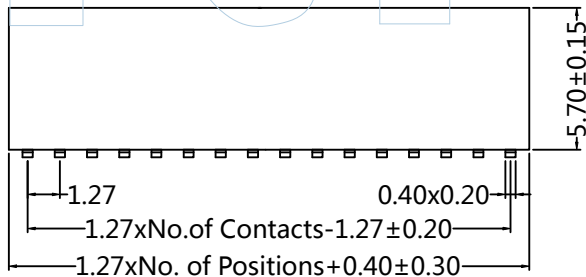
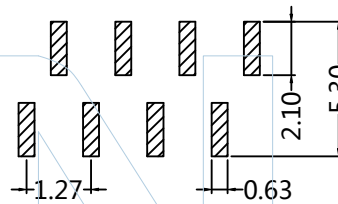
Recommended P.C.B Layout(Top Side)
(PCB BOARD TOLERANCE±0.05)



Type 2

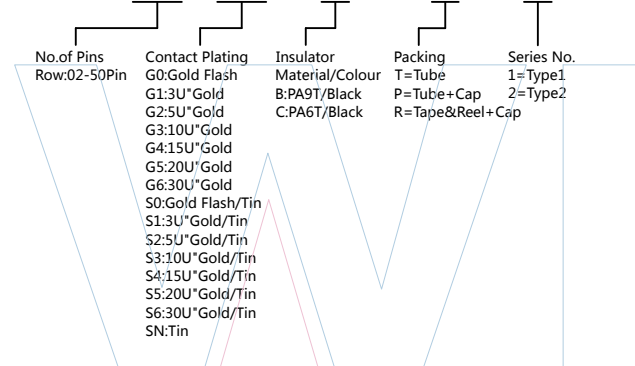


Type 1



PART NUMBER CODING

FHDM57- 1 XX XX X U X X



Tel: +86 769 82581808 FAX: +86 769 81766192
E-Mail:sales@winpin.net Http:www.winpin.net

PART NO: FHDM57-1XXXXXUXX

TITLE: FH1.27mm Single Female SMT H=5.7mm

NOTES:
Current Rating:1.0AMP
Contact Resistance:20mΩ Max
Insulation Resistance:1000MΩ Min
Withstand Voltage:500V AC/Minute
Operation Temperature:-40°C to +105°C

MATERIAL:
Contact Material:Phosphor Bronze
Contact Plating:Au or Sn over Ni
Insulator Material:PA9T/PA6T+30%GF (UL94V-0)

UNLESS OTHERWISE SPECIFIED DIMENSIONS ARE IN METRIC TOLERANCES ARE:
DECIMALS Angle
X.X:±0.40 ± 3°
X.XX:±0.25
X.XXX:±0.15

| | | | | | | |
|-------|-----|-----|------------|-------------------------|----------|----------|
| SCALE | 1:1 | A0 | 2015/06/25 | NEW | Huan.Tan | Huan.Tan |
| UNIT | MM | REV | DATE | MODIFICATION DESCRIPTIO | DRAW | CHANGE |
| PROJ. | | | | | | |
| SHEET | | | | | | |