



PART NUMBER CODING

H15011-1 XX X 1

No. of pins
02-12P

Color
B=Black

Pins	Dimensions (mm)			
	A	B	C	D
2	1.50	6.95	5.95	5.55
3	3.00	8.45	7.45	7.05
4	4.50	9.95	8.95	8.55
5	6.00	11.45	10.45	10.05
6	7.50	12.95	11.95	11.55
7	9.00	14.45	13.45	13.05
8	10.50	15.95	14.95	14.55
9	12.00	17.45	16.45	16.05
10	13.50	18.95	17.95	17.55
11	15.00	20.45	19.45	19.05
12	16.50	21.95	20.95	20.55



Tel: +86 769 82581808
E-Mail: sales@winpin.net

FAX: +86 769 81766192
Http: www.winpin.net

PART NO: H15011-1XXX1

TITLE: 150mm Housing

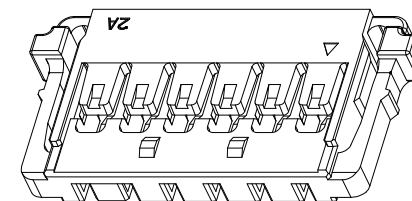
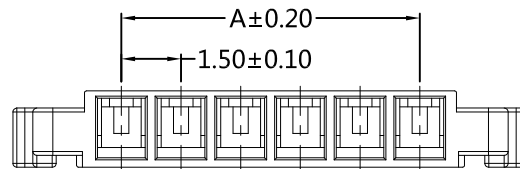
NOTES:
Current Rating: 2.0AMP
Withstand Voltage: 500V AC/DC
Contact Resistance: 20mΩ Max
Insulation Resistance: 500MΩ Min
Operation Temperature: -40°C to +85°C
Applicable Terminal: T15011-PXX1

Material:
Insulator Material: PA66(UL94V-0)

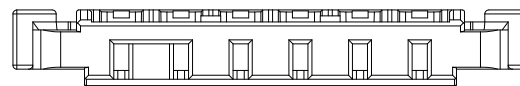
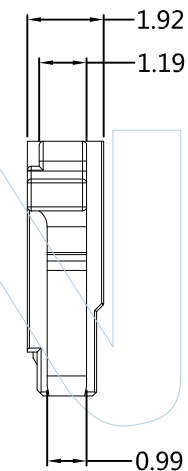
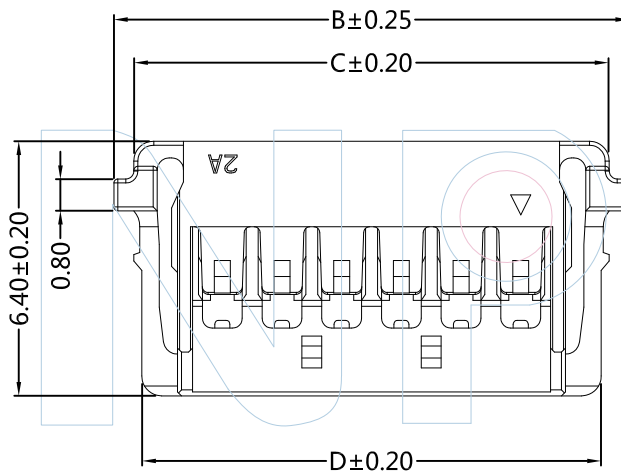
UNLESS OTHERWISE
SPECIFIED DIMENSIONS
ARE IN METRIC
TOLERANCES ARE:

DECIMALS Angle
X.X: ±0.40 ± 3°
X.XX: ±0.25
X.XXX: ±0.15

SCALE 1:1
UNIT MM
PROJ.
SHEET



3D View



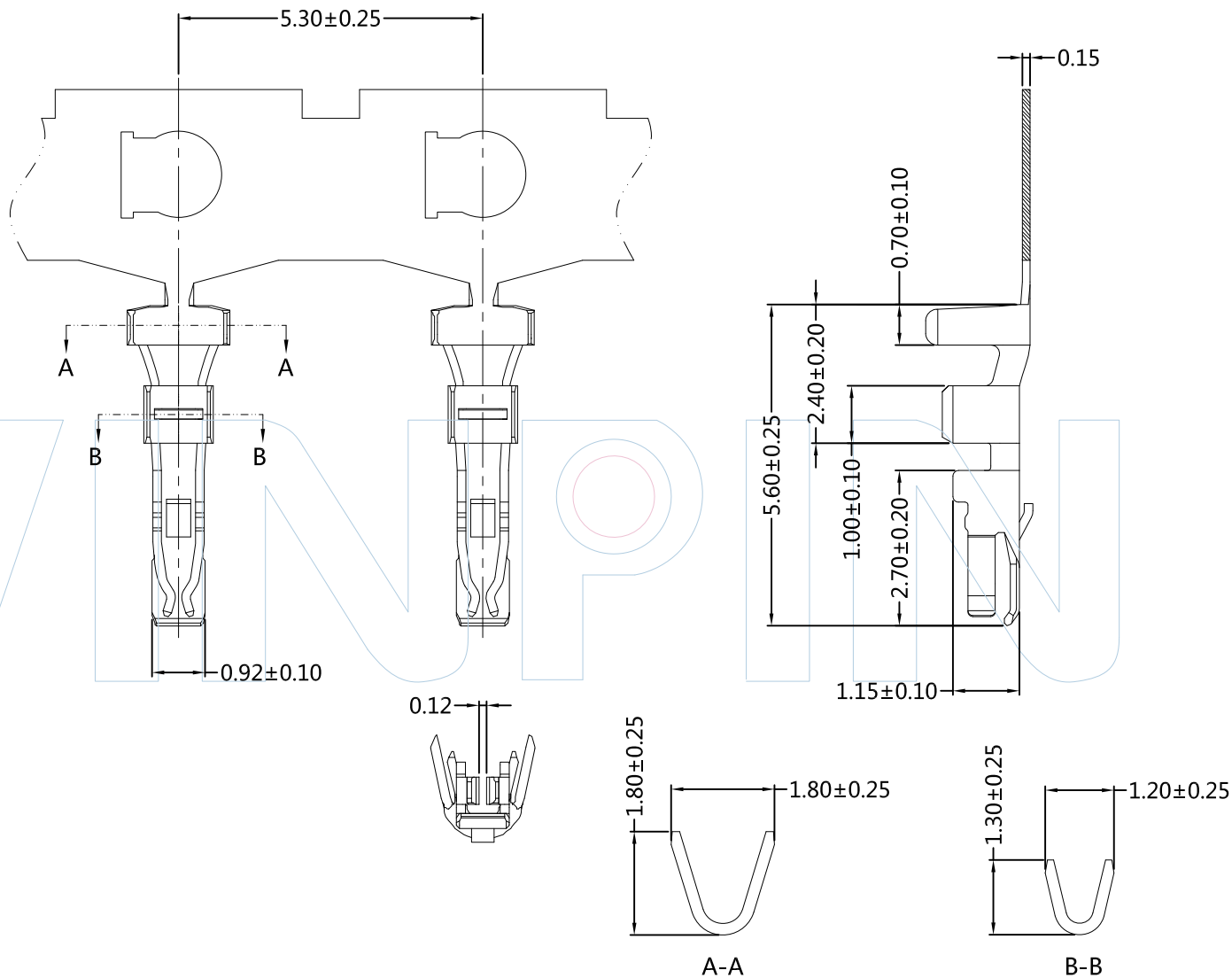
A0	2018/06/25	NEW	GF.He		Andy
REV	DATE	MODIFICATION DESCRIPTION	DRAW	CHANGE	APPROVE



PART NUMBER CODING

T15011-P XX 1

Contact plating
G0:Gold Flash



WINPIN

Tel: +86 769 82581808
E-Mail: sales@winpin.net

FAX: +86 769 81766192
Http: www.winpin.net

PART NO: T15011-PXX1

TITLE: 1.50mm Terminal

NOTES:

Current Rating: 2.0AMP
Withstand Voltage: 500V AC/DC
Contact Resistance: 20mΩ Max
Insulation Resistance: 500MΩ Min
Operation Temperature: -40°C to +85°C
Wire range: AWG #24-#28
Applicable Housing: H15011-1XXX1

Material

Material: Phosphor Bronze
Plating: Au over Nickel Plated

UNLESS OTHERWISE
SPECIFIED DIMENSIONS
ARE IN METRIC
TOLERANCES ARE:

DECIMALS Angle
X.X: ± 0.40
X.XX: ± 0.25
X.XXX: ± 0.15

SCALE 1:1
UNIT MM
PROJ.
SHEET

A0	2018/06/25	NEW	GF.He	_____	Andy
REV	DATE	MODIFICATION DESCRIPTIO	DRAW	CHANGE	APPROVE



PART NUMBER CODING

W15011-1 XX Z XX X X 1

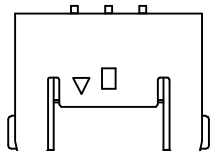
No.of pins
02-12P

Contact plating
G0:Gold Flash

Color
B=Black

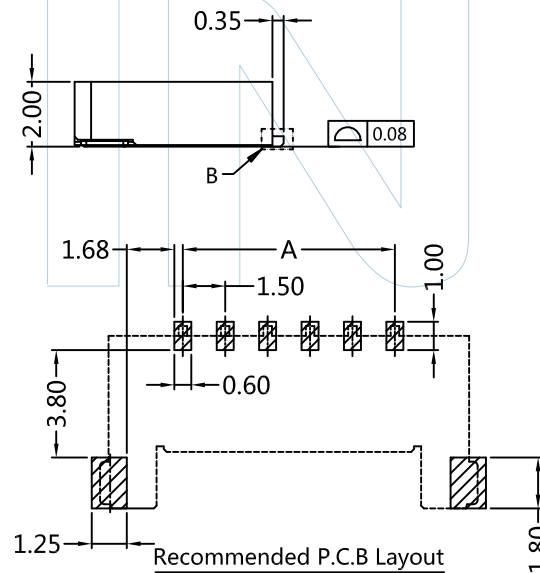
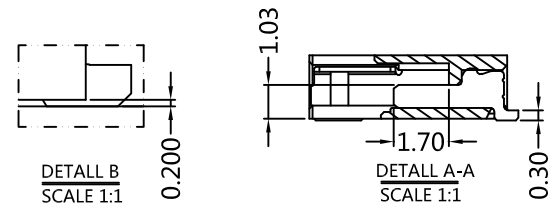
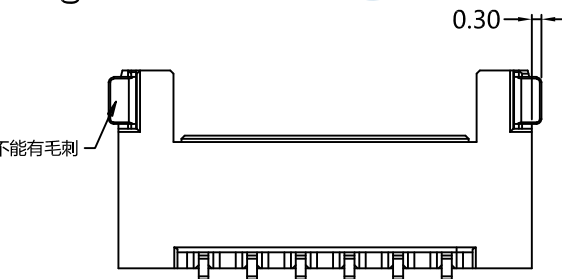
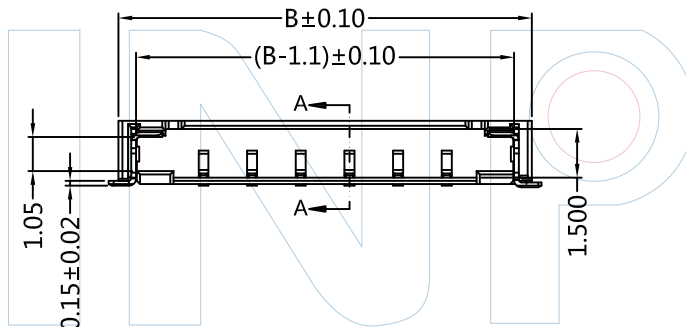
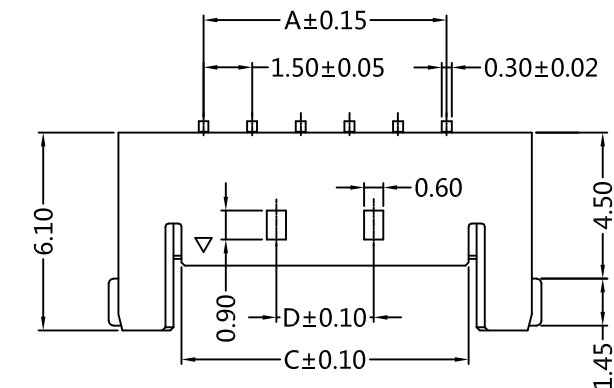
Packing:
R=Reel

Pins	Dimensions (mm)			
	A	B	C	D
2	1.50	6.75	2.85	
3	3.00	8.25	4.35	
4	4.50	9.75	5.85	
5	6.00	11.25	7.35	3.00
6	7.50	12.75	8.85	3.00
7	9.00	14.25	10.35	4.50
8	10.50	15.75	11.85	6.00
9	12.00	17.25	13.35	7.50
10	13.50	18.75	14.85	9.00
11	15.00	20.25	16.35	10.50
12	16.50	21.75	17.85	12.00



02P~04P Single Hole
SCALE 1:0.7

此面不能有毛刺



Recommended P.C.B Layout
Genral Tolerance±0.05



Tel:+86 769 82581808
E-Mail:sales@winpin.net

FAX:+86 769 81766192
Http:www.winpin.net

PART NO: W15011-1XXZXXX1

TITLE: 1.50mm Wafer 90°SMT

NOTES:
Voltage Rating:150V AC/DC
Current Rating:3.0A AC/DC
Withstand Voltage:500V AC/minute
Contact Resistance:20mΩ Max
Insulation Resistance:1000MΩ Min
Operation Temperature:-25°C to +85°C
After Enviromental Testing:40MΩ Max
Applicable Housing:H15011-1XXX1
Applicable Terminal:T15011-PXX1

Material:
Contact Material:Phosphor Bronze
Contact Plating:Gold Flash Plating
Insulator Material:PA4T UL94V-0
Solder Tabs Material: Brass
Solder Tabs Plating:Tin Plating

UNLESS OTHERWISE
SPECIFIED DIMENSIONS
ARE IN METRIC
TOLERANCES ARE:
DECIMALS Angle
X.X:±0.40 ± 3°
X.XX:±0.25
X.XXX:±0.15

SCALE 1:1
UNIT MM
PROJ.
SHEET

A0	2019/01/25	NEW	GF.He	Andy	Bobby
REV	DATE	MODIFICATION DESCRIPTIO	DRAW	CHECKED	APPROVE