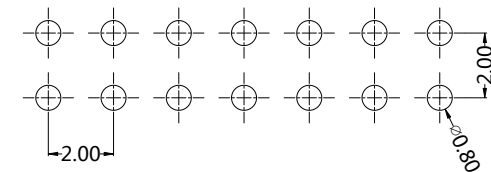





Recommended P.C.B Layout(Top Side)  
(PCB BOARD TOLERANCE±0.05)

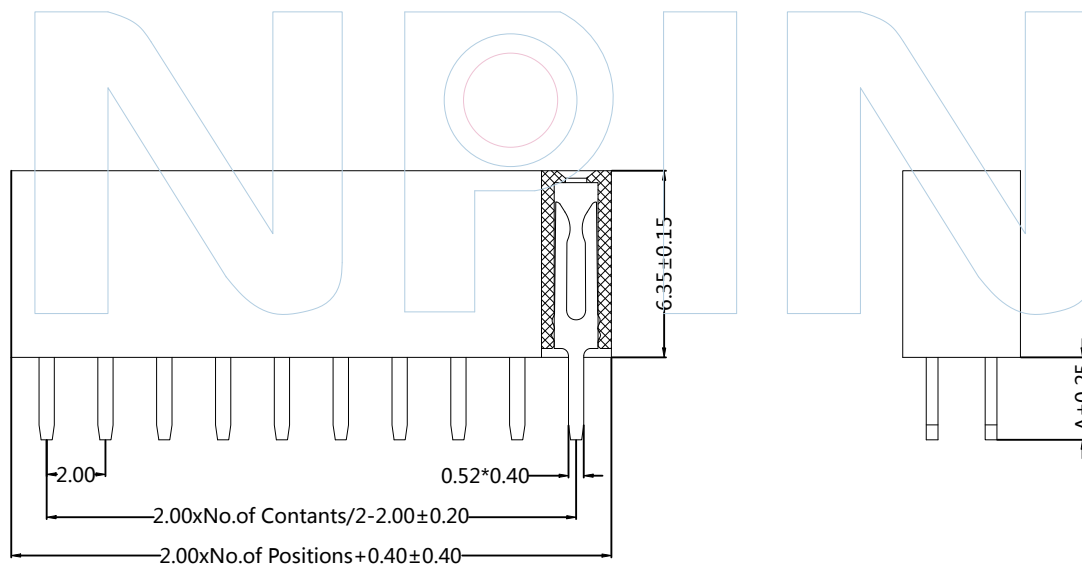
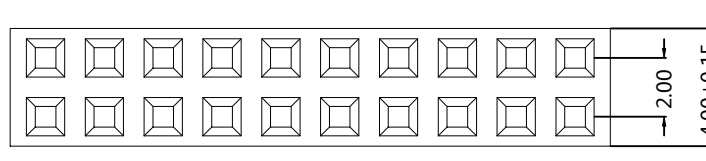


### PART NUMBER CODING

FHES635-2 XX XX X Y X X



| Dimensions Antitheses List |       |
|----------------------------|-------|
| Part No.                   | A     |
| FHES635-2XXXXXX1           | 2.80  |
| FHES635-2XXXXXX2           | 3.10  |
| FHES635-2XXXXXX3           | 16.00 |
| FHES635-2XXXXXX4           | 2.50  |
| FHES635-2XXXXXX5           | 4.10  |
| FHES635-2XXXXXX6           | 5.50  |



Tel: +86 769 82581808 FAX: +86 769 81766192  
E-Mail:sales@winpin.net Http:www.winpin.net

PART NO: FHES635-2XXXXXX

TITLE: FH2.00mm Dual Female H=6.35mm 180°

**NOTES:**  
Current Rating:2.0AMP  
Contact Resistance:20mΩ Max  
Insulation Resistance:1000MΩ Min  
Withstand Voltage:500V AC/Minute  
Operation Temperature:-40°C to +105°C

**MATERIAL:**  
Contact Material:Brass  
Contact Plating:Au or Sn over Ni  
Insulator Material:PBT/PA9T/PA6T+30%GF  
(UL94V-0)

UNLESS OTHERWISE SPECIFIED DIMENSIONS ARE IN METRIC TOLERANCES ARE:  
DECIMALS Angle  
X.X:±0.40 ± 3°  
X.XX:±0.25  
X.XXX:±0.15

|       |     |
|-------|-----|
| SCALE | 1:1 |
| UNIT  | MM  |
| PROJ. |     |
| SHEET |     |

| REV | DATE       | MODIFICATION DESCRIPTIO                 | DRAW     | CHECKED | APPROVE  |
|-----|------------|---|----------|---------|----------|
| A1  | 2022/07/28 | 原料号FHES63-2XXXXXX<br>变更为FHES635-2XXXXXX | GF.He    | —       | Andy     |
| A0  | 2015/06/25 | NEW                                     | Huan.Tan | —       | Huan.Tan |