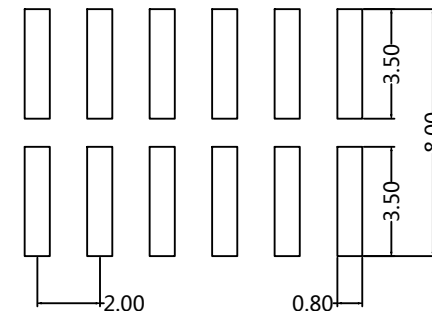
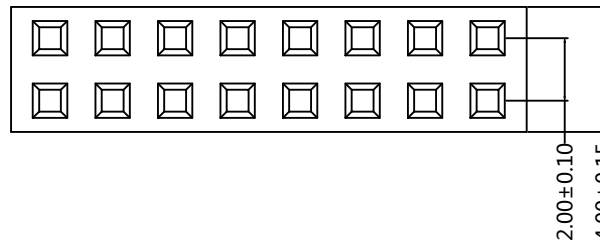


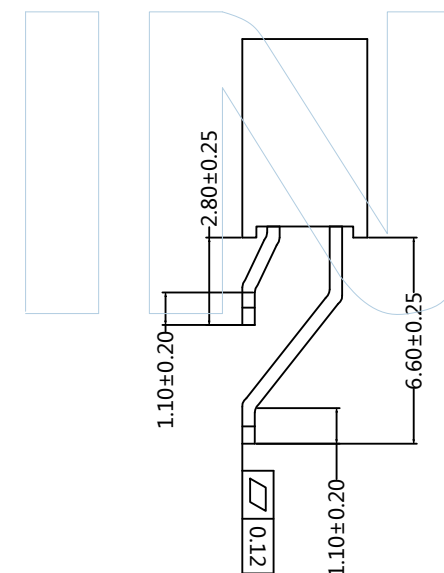
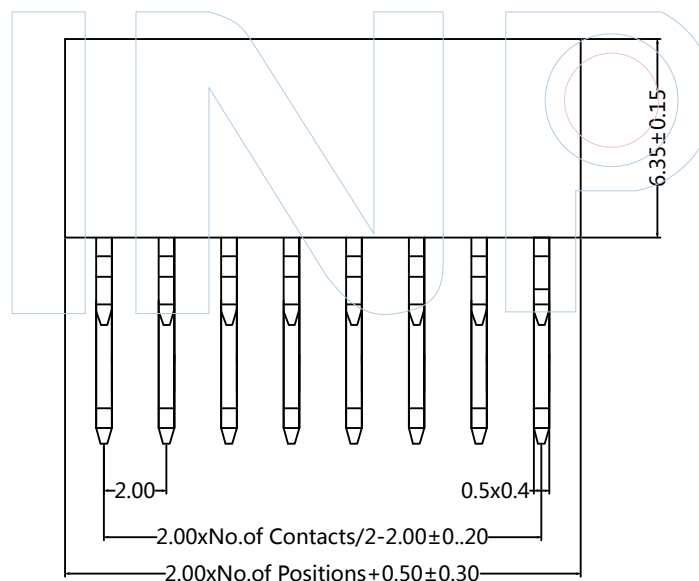



Recommended P.C.B Layout(Top Side)
(PCB BOARD TOLERANCE±0.05)



PART NUMBER CODING

FHEZ635-2 XX XX X Y X 1



Tel: +86 769 82581808 FAX: +86 769 81766192
E-Mail:sales@winpin.net Http:www.winpin.net

PART NO: FHEZ635-2XXXXXX1

TITLE: FH2.00mm Dual Female H=6.35mm 90° SMT

NOTES:
Current Rating:2.0AMP
Contact Resistance:20mΩ Max
Insulation Resistance:1000MΩ Min
Withstand Voltage:500V AC/Minute
Operation Temperature:-40°C to +105°C

MATERIAL:
Contact Material:Brass
Contact Plating:Au or Sn over Ni
Insulator Material:PA9T/PA6T+30%GF
(UL94V-0)

UNLESS OTHERWISE SPECIFIED DIMENSIONS ARE IN METRIC TOLERANCES ARE: DECIMALS Angle X.X:±0.40 ± 3° X.XX:±0.25 X.XXX:±0.15

SCALE	1:1
UNIT	MM
PROJ.	
SHEET	

A0	2015/06/25	NEW	GFHe		Andy
REV	DATE	MODIFICATION DESCRIPTIO	DRAW	CHANGE	APPROVE