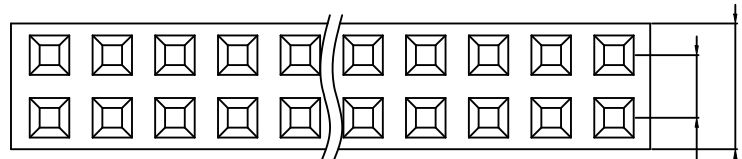
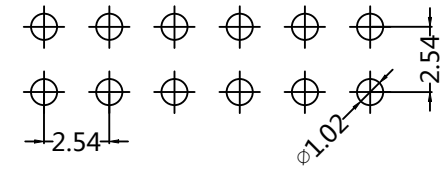





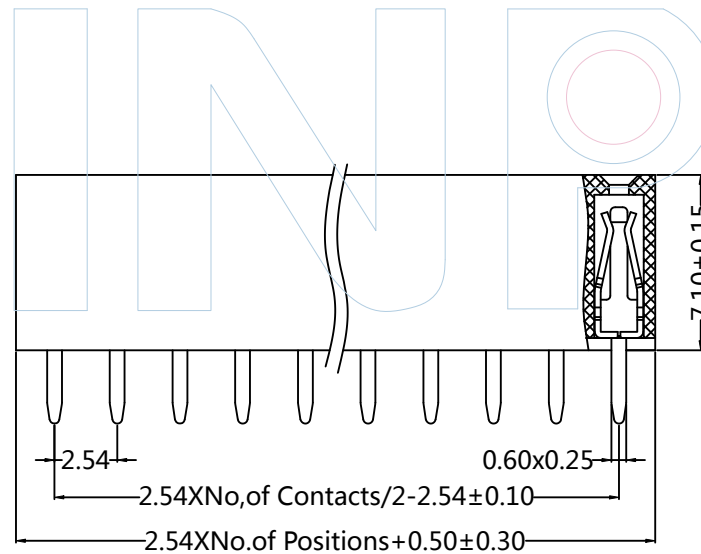
Recommended P.C.B Layout(TOP Side)
(PCB BOARD TOLERANCE±0.05)



PART NUMBER CODING

FHFS71- 2 XX XX X U X 3

- No. of Pins
Row:01-40Pin
- Contact Plating
G0:Gold Flash
G1:3U*Gold
G2:5U*Gold
G3:10U*Gold
G4:15U*Gold
G5:20U*Gold
G6:30U*Gold
S0:Gold Flash/Tin
S1:3U*Gold/Tin
S2:5U*Gold/Tin
S3:10U*Gold/Tin
S4:15U*Gold/Tin
S5:20U*Gold/Tin
S6:30U*Gold/Tin
SN:Tin
- Insulator Material/Colour
A:PBT/Black
B:PA9T/BLACK
- Packing
A=Tray
T=Tube



Tel: +86 769 82581808 FAX: +86 769 81766192
E-Mail:sales@winpin.net Http://www.winpin.net

PART NO: FHFS71-2XXXXXUX3

TITLE: FH2.54mm Dual Female H=7.1mm 180° PC3.2 封闭式

NOTES:
Current Rating:3.0AMP
Contact Resistance:20mΩ Max
Insulation Resistance:1000MΩ Min
Withstand Voltage:500V AC/Minute
Operation Temperature:-40°C to +105°C

MATERIAL:
Contact Material:Phosphor Bronze
Contact Plating:Au or Sn over Ni
Insulator Material:PBT/PA9T/PA6T+30%GF (UL94V-0)

UNLESS OTHERWISE SPECIFIED DIMENSIONS ARE IN METRIC TOLERANCES ARE:
DECIMALS Angle
X.X:±0.40 ± 3°
X.XX:±0.25
X.XXX:±0.15

SCALE	1:1
UNIT	MM
PROJ.	
SHEET	

AO	2021/08/20	NEW	GF.He	Andy	
REV	DATE	MODIFICATION DESCRIPTIO	DRAW	CHANGE	APPROVE