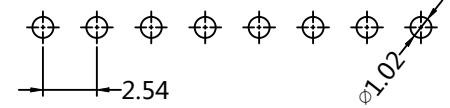




Recommended P.C.B Layout(Top Side)
(PCB BOARD TOLERANCE±0.05)



PART NUMBER CODING
PHFS15-11 XX XX X XXX X 1

No. of Pins
01-40

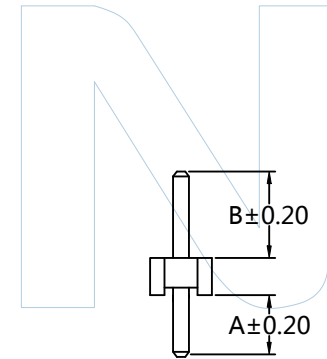
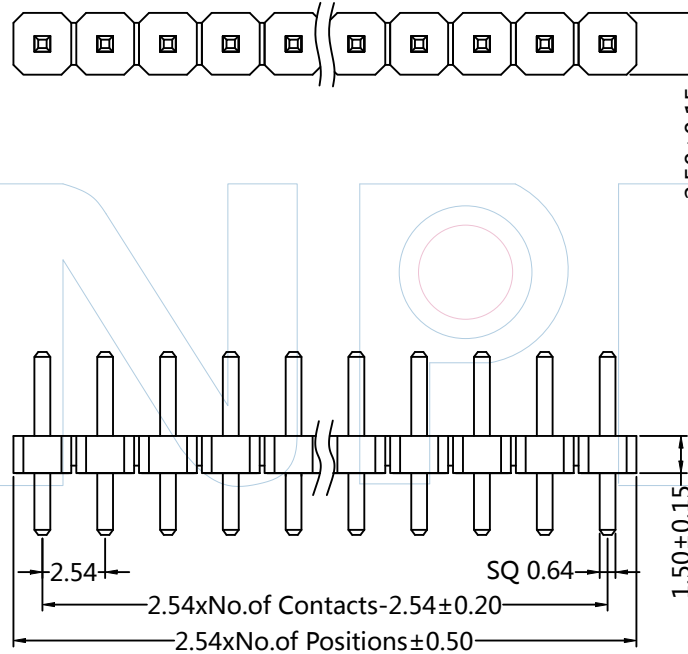
Contact Plating
G0:Gold Flash
G1:3U*Gold
G2:5U*Gold
G3:10U*Gold
G4:15U*Gold
G5:20U*Gold
G6:30U*Gold
S0:Gold Flash/Tin
S1:3U*Gold/Tin
S2:5U*Gold/Tin
S3:10U*Gold/Tin
S4:15U*Gold/Tin
S5:20U*Gold/Tin
S6:30U*Gold/Tin
SN:Tin

Insulator Material/Colour
A:PBT/Black
B:PA9T/Black
C:PA6T/Black

Pin length
L=A+B+1.5

Packing
B=PE Bag
T=Tube

Dimension antitheses list			
ITEM	A	B	
Standard	2.50	3.50	
Alternate			



Tel: +86 769 82581808 FAX: +86 769 81766192
E-Mail:sales@winpin.net Http://www.winpin.net

PART NO: PHFS15-11XXXXXXXXX1

TITLE: PH 2.54mm Single Row 180° H=1.5mm

NOTES:
Current Rating:3.0AMP
Withstand Voltage:500V AC/DC
Contact Resistance:20mΩ Max
Insulation Resistance:1000MΩ Min
Operation Temperature:-40°C to +105°C

Contact Material:Brass
Contact Plating:Au or Sn over Ni
InsulatorMaterial:PBT/PA9T/PA6T+30%GF
(UL94V-0)

UNLESS OTHERWISE SPECIFIED DIMENSIONS ARE IN METRIC TOLERANCES ARE: DECIMALS Angle X.X:±0.40 ± 3° X.XX:±0.25 X.XXX:±0.15

SCALE	1:1
UNIT	MM
PROJ.	
SHEET	

A0	2022/08/22	NEW	GF.He	Andy	
REV	DATE	MODIFICATION DESCRIPTIO	DRAW	CHANGE	APPROVE