HSF Pb RoHS

Recommended P.C.B Layout(Top Side)
(PCB BOARD TOLERANCE±0.05)

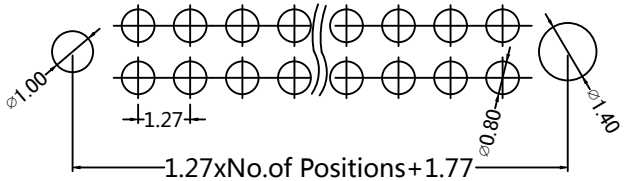

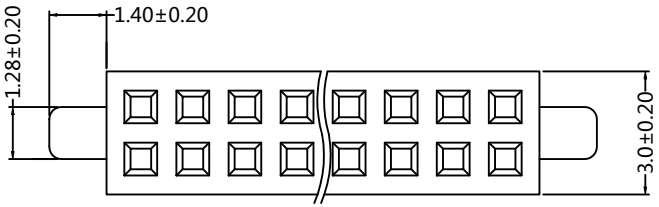

PART NUMBER CODING

FHCS44-2 XX XX X U X 7

- XX (No.of Pins): No.of Pins Row:02-50Pin
- XX (Contact Plating): G0:Gold Flash, G1:3U"Gold, G2:5U"Gold, G3:10U"Gold, G4:15U"Gold, G5:20U"Gold, G6:30U"Gold, S0:Gold Flash/Tin, S1:3U"Gold/Tin, S2:5U"Gold/Tin, S3:10U"Gold/Tin, S4:15U"Gold/Tin, S5:20U"Gold/Tin, S6:30U"Gold/Tin, SN:Tin
- X (Insulator Material/Colour): A:PBT/Black, B:PA9T/Black, C:PA6T/Black
- X (Packing): A=Tray, T=Tube

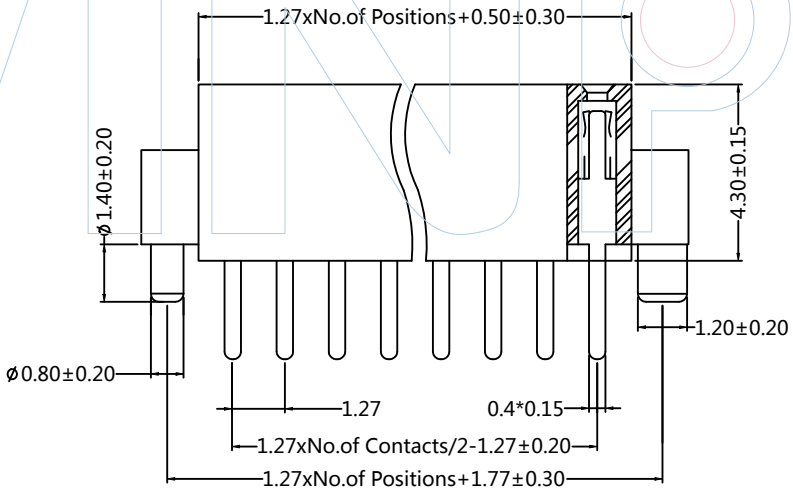

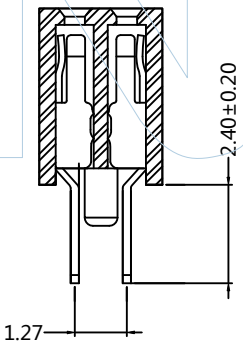

WINPIN

WINPIN
Tel:+86 769 82581808
E-Mail:sales@winpin.net
FAX:+86 769 81766192
Http:www.winpin.net

PART NO: FHCS44-2XXXXXUX7

TITLE: FH1.27x4.3x3.0 Dual Female 180° DIP=2.4 带大小柱

NOTES:
Current Rating:1.0AMP
Contact Resistance:20mΩ Max
Insulation Resistance:1000MΩ Min
Withstand Voltage:500V AC/Minute
Operation Temperature:-40℃ to +105℃

MATERIAL:
Contact Material:Phosphor Bronze
Contact Plating:Au or Sn over Ni
Insulator Material:PBT/PA9T/PA6T+30%GF (UL94V-0)

UNLESS OTHERWISE SPECIFIED DIMENSIONS ARE IN METRIC
TOLERANCES ARE:
DECIMALS Angle
X.X:±0.40 ± 3°
X.XX:±0.25
X.XXX:±0.15

SCALE	1:1
UNIT	MM
PROJ.	
SHEET	

REV	DATE	MODIFICATION DESCRIPTIO	DRAW	CHANGE	APPROVE
A0	2021/08/20	NEW	GF.He	———	Andy