



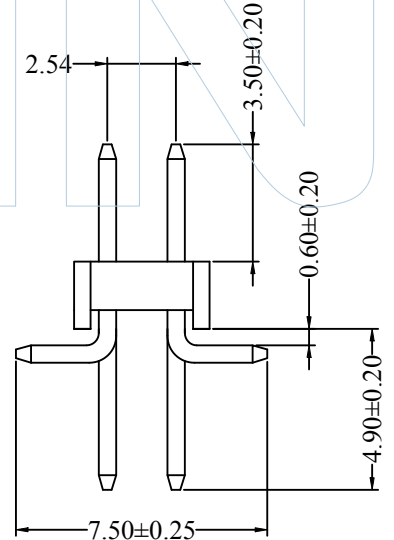
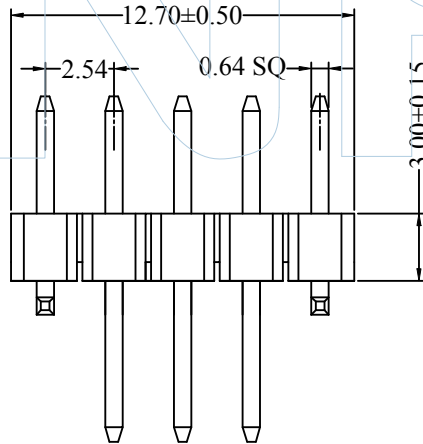
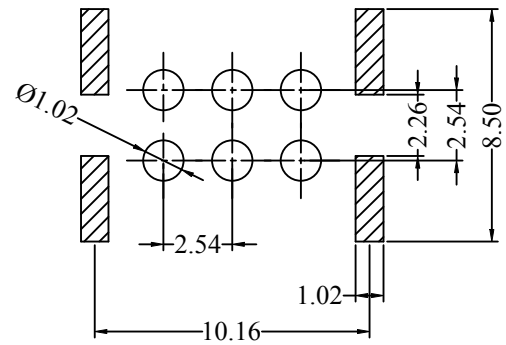
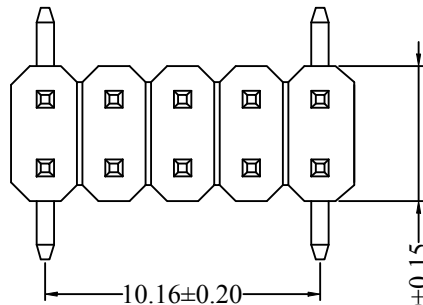
Recommended P.C.B Layout(Top Side)  
(PCB BOARD TOLERANCE±0.05)

PART NUMBER CODING  
PHFM30-1205 XX X 114 X 1

Contact Plating  
G0:Gold Flash  
G1:3U"Gold  
G2:5U"Gold  
G3:10U"Gold  
G4:15U"Gold  
G5:20U"Gold  
G6:30U"Gold  
S0:Gold Flash/Tin  
S1:3U"Gold/Tin  
S2:5U"Gold/Tin  
S3:10U"Gold/Tin  
S4:15U"Gold/Tin  
S5:20U"Gold/Tin  
S6:30U"Gold/Tin  
SN:Tin

Insulator Material/Colour  
C:PA6T/Black

Packing B=PE Bag  
T=Tube



Tel: +86 769 82581808 FAX: +86 769 81766192  
E-Mail: sales@winpin.net Http: www.winpin.net

PART NO: PHFM30-1205XXX114X1

TITLE: PH 2.54mm Dual ROW 180°SMT H=3.0mm

NOTES:  
Current Rating:3.0AMP  
Withstand Voltage:500V AC/DC  
Contact Resistance:20mΩ Max  
Insulation Resistance:1000MΩ Min  
Operation Temperature:-40℃ to +105℃

Contact Material: Brass  
Contact Plating: Au or Sn over Ni  
Insulator Material: PA6T+30%GF(UL94V-0)

UNLESS OTHERWISE SPECIFIED DIMENSIONS ARE IN METRIC TOLERANCES ARE:  
DECIMALS Angle  
X.X:±0.40 ±3°  
X.XX:±0.25  
X.XXX:±0.15

SCALE	1:1
UNIT	MM
PROJ.	
SHEET	

A0	2015/06/25	NEW	Huan.Tan		Huan.Tan
REV	DATE	MODIFICATION DESCRIPTIO	DRAW	CHANGE	APPROVE