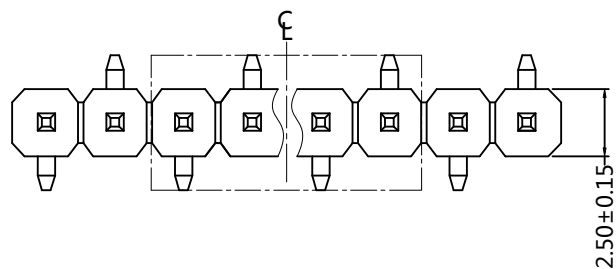
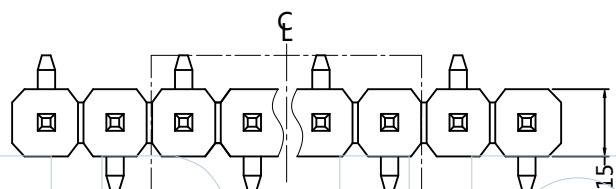
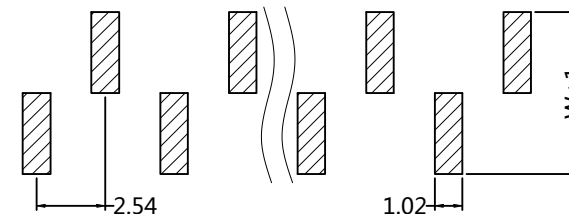




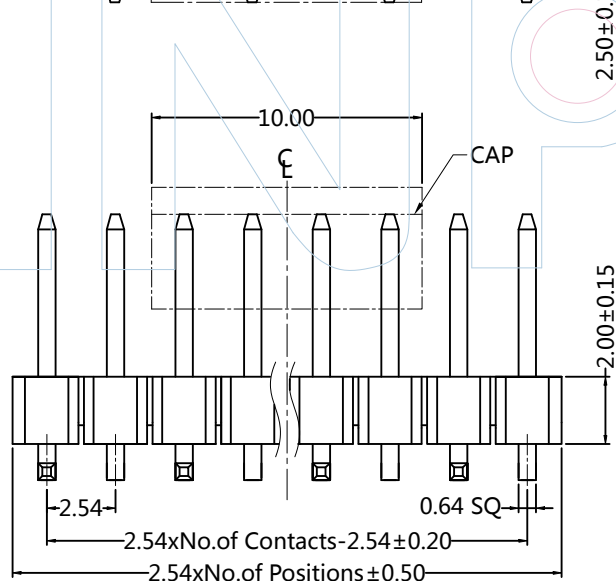
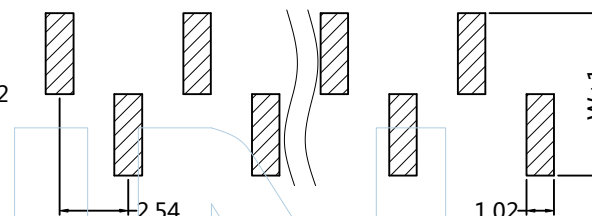
Recommended P.C.B Layout(Top Side)
(PCB BOARD TOLERANCE±0.05)



TYPE 1



TYPE 2



PART NUMBER CODING

PHFM20-11 XX XX X XXX X X

- No. of Pins: 01-40
- Contact Plating: G0:Gold Flash, G1:3U"Gold, G2:5U"Gold, G3:10U"Gold, G4:15U"Gold, G5:20U"Gold, G6:30U"Gold, S0:Gold Flash/Tin, S1:3U"Gold/Tin, S2:5U"Gold/Tin, S3:10U"Gold/Tin, S4:15U"Gold/Tin, S5:20U"Gold/Tin, S6:30U"Gold/Tin, SN:Tin
- Insulator Material/Colour: B:PA9T/Black, C:PA6T/Black
- Pin length(short): L=B+D+2.0+W/2
- Packing: T=Tube, P=Tube+CAP, R=Tape&Reel+CAP
- Series: 1=TYPE1, 2=TYPE2

Dimension antitheses list

ITEM	W	B	D
Standard	5.00	6.00	0.70
Alternate			



Tel: +86 769 82581808 FAX: +86 769 81766192
E-Mail:sales@winpin.net Http:www.winpin.net

PART NO: PHFM20-11XXXXXXXXXX

TITLE: PH 2.54mm Single ROW 180°SMT H=2.0mm

NOTES:
Current Rating:3AMP
Withstand Voltage:500V AC/DC
Contact Resistance:20mΩ Max
Insulation Resistance:1000MΩ Min
Operation Temperature: -40°C to +105°C

Contact Material:Brass
Contact Plating:Au or Sn over Ni
Insulator Material:PA6T/PA9T+30%GF
(UL94V-0)

UNLESS OTHERWISE SPECIFIED DIMENSIONS ARE IN METRIC TOLERANCES ARE:
DECIMALS Angle
X.X:±0.40 ± 3°
X.XX:±0.25
X.XXX:±0.15

SCALE	1:1
UNIT	MM
PROJ.	
SHEET	

A0	2020/06/25	NEW	Jason.Huang		Jason.Huang
REV	DATE	MODIFICATION DESCRIPTIO	DRAW	CHANGE	APPROVE