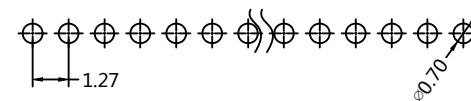



Recommended P.C.B Layout(Top Side)
(PCB BOARD TOLERANCE±0.05)

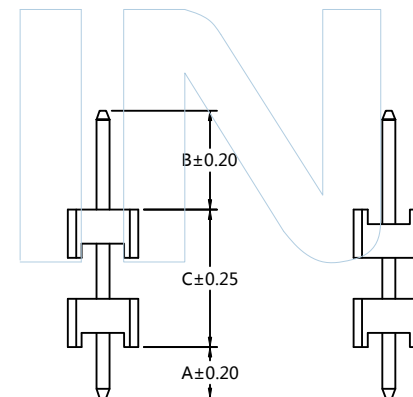
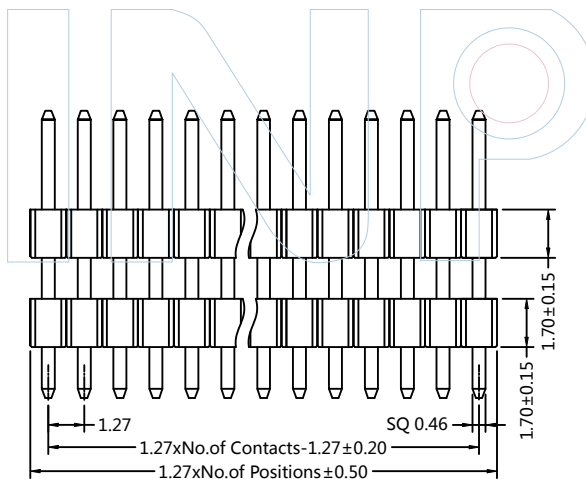
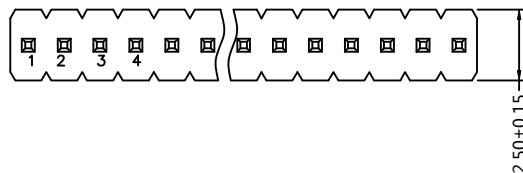


PART NUMBER CODING
PHCS17-21 XX XX X XXX X X

- No. of Pins
01-50
- Contact Plating
G0:Gold Flash
G1:3U" Gold
G2:5U" Gold
G3:10U" Gold
G4:15U" Gold
G5:20U" Gold
G6:30U" Gold
S0:Gold Flash/Tin
S1:3U" Gold/Tin
S2:5U" Gold/Tin
S3:10U" Gold/Tin
S4:15U" Gold/Tin
S5:20U" Gold/Tin
S6:30U" Gold/Tin
SN:Tin
- Insulator Material/Colour
A:PBT/Black
B:PA9T/Black
C:PA6T/Black
- Pin length
L=A+B+C
- Packing
A=Tray
B=PE Bag
T=Tube
- SeriesNo
1=Type1
2=Type2



Dimension antitheses list			
ITEM	A	B	C
Standard	1.80	3.50	≥3.40
Alternate			



TYPE 1

TYPE 2

A0	2015/06/25	NEW	Huan.Tan		Huan.Tan
REV	DATE	MODIFICATION DESCRIPTIO	DRAW	CHANGE	APPROVE