HSF Pb RoHS

Recommended P.C.B Layout(Top Side)
(PCB BOARD TOLERANCE±0.05)

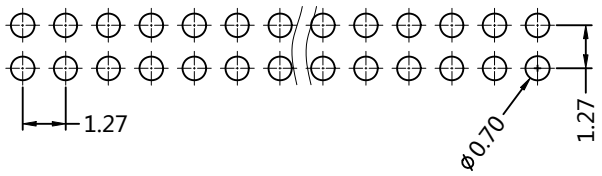

PART NUMBER CODING

PHCR16-12 XX XX X XXX X 1

- XX: No.of Pins 01-50
- XX: Contact Plating
  - G0:Gold Flash
  - G1:3U"Gold
  - G2:5U"Gold
  - G3:10U"Gold
  - G4:15U"Gold
  - G5:20U"Gold
  - G6:30U"Gold
  - S0:Gold Flash/Tin
  - S1:3U"Gold/Tin
  - S2:5U"Gold/Tin
  - S3:10U"Gold/Tin
  - S4:15U"Gold/Tin
  - S5:20U"Gold/Tin
  - S6:30U"Gold/Tin
  - SN:Tin
- X: Insulator Material/Colour
  - A:PBT/Black
  - B:PA9T/Black
  - C:PA6T/Black
- XXX: Pin lengh L=A+B+D+2.5
- X: Packing
  - A=Tray
  - T=Tube

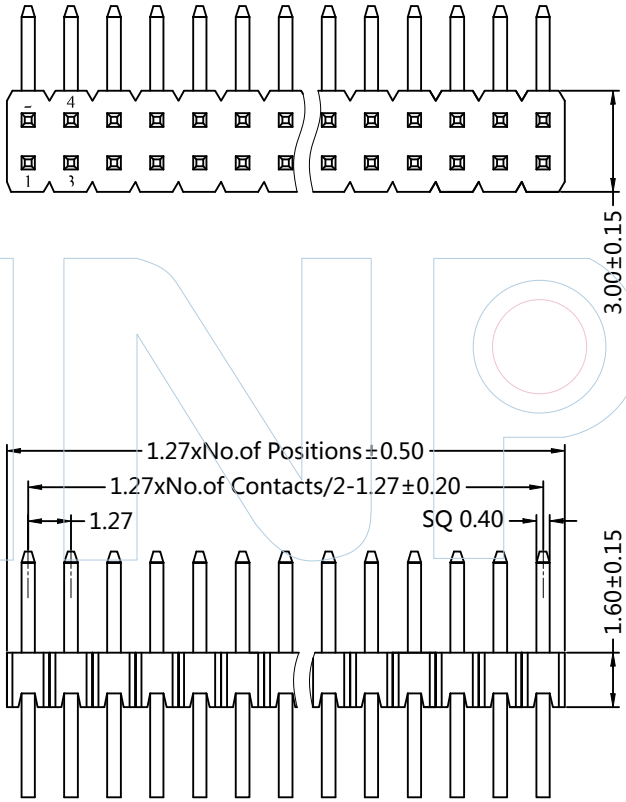

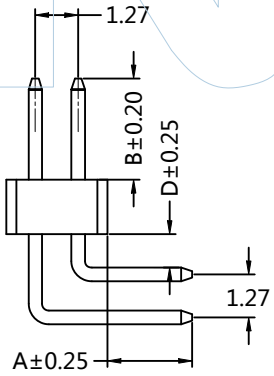

Dimension antitheses list			
ITEM	A	B	D
Srandard	2.50	3.00	1.00
Alternate			

WINPIN
Tel:+86 769 82581808
E-Mail:sales@winpin.net
FAX:+86 769 81766192
Http:www.winpin.net

PART NO: PHCR16-12XXXXXXXXX1

TITLE: PH 1.27mm Dual ROW 90° H=1.6mm

NOTES:
Current Rating:1.0AMP
Withstand Voltage:500V AC/DC
Contact Resistance:20mΩ Max
Insulation Resistance:1000MΩ Min
Operation Temperature:-40℃ to +105℃

Contact Material: Phosphor Bronze or Brass
Contact Plating:Au or Sn over Ni
Insulator Material:PBT/PA9T/PA6T+30%GF
(UL94V-0)

UNLESS OTHERWISE SPECIFIED DIMENSIONS ARE IN METRIC
TOLERANCES ARE:
DECIMALS Angle
X.X:±0.40 ± 3°
X.XX:±0.25
X.XXX:±0.15

SCALE	1:1
UNIT	MM
PROJ.	
SHEET	

REV	DATE	MODIFICATION DESCRIPTIO	DRAW	CHANGE	APPROVE
A0	2015/06/25	NEW	Huan.Tan	———	Huan.Tan