HSF Pb RoHS

Recommended P.C.B Layout(Top Side)
(PCB BOARD TOLERANCE±0.05)

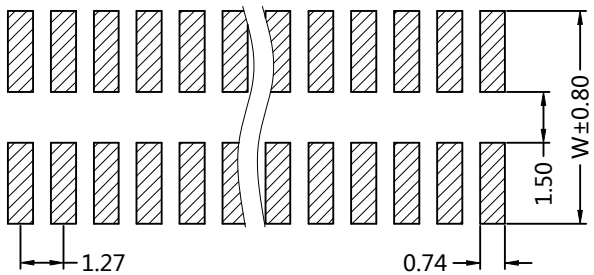

PART NUMBER CODING

PHCM16-12 XX XX X XXX X 1

- No.of Pins: 01-50
- Contact Plating: G0:Gold Flash, G1:3U"Gold, G2:5U"Gold, G3:10U"Gold, G4:15U"Gold, G5:20U"Gold, G6:30U"Gold, S0:Gold Flash/Tin, S1:3U"Gold/Tin, S2:5U"Gold/Tin, S3:10U"Gold/Tin, S4:15U"Gold/Tin, S5:20U"Gold/Tin, S6:30U"Gold/Tin, SN:Tin
- Insulator Material/Colour: C:PA6T/Black, B:PA9T/Black
- Pin lengh: L=B+D+1.6 +(W-1.27)/2
- Packing: A=Tray, T=Tube, P=Tube+CAP, R=Tape&Reel+CAP

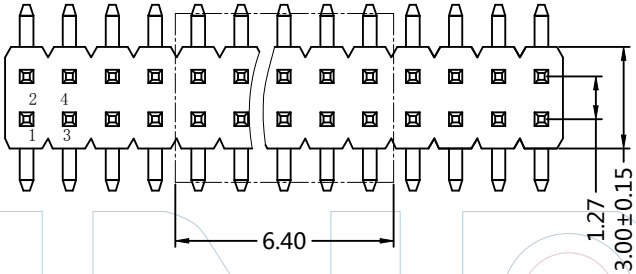

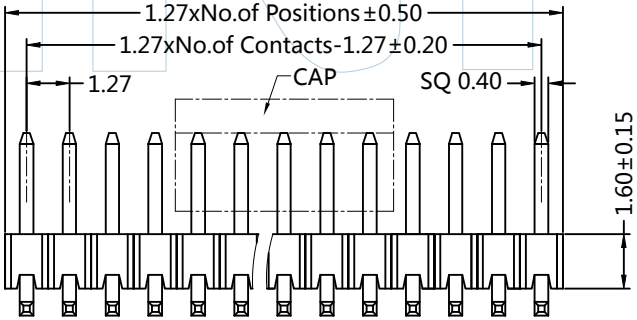

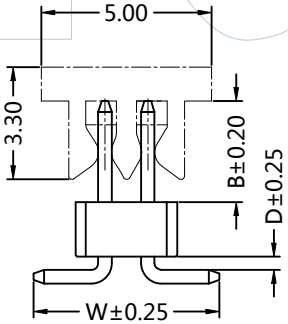

Dimension antitheses list			
ITEM	B	D	W
Srandard	3.00	0.20	5.50
Alternate			

WINPIN
Tel:+86 769 82581808
E-Mail:sales@winpin.net
FAX:+86 769 81766192
Http:www.winpin.net

PART NO: PHCM16-12XXXXXXXXX1

TITLE: PH 1.27mm Dual ROW 180° SMT H=1.6mm

NOTES:
Current Rating:1.0AMP
Withstand Voltage:500V AC/DC
Contact Resistance:20mΩ Max
Insulation Resistance:1000MΩ Min
Operation Temperature:-40℃ to +105℃

Contact Material: Phosphor Bronze or Brass
Contact Plating:Au or Sn over Ni
Insulator Material:PA9T/PA6T+30%GF
(UL94V-0)

UNLESS OTHERWISE SPECIFIED DIMENSIONS ARE IN METRIC
TOLERANCES ARE:
DECIMALS X.X:±0.40 X.XX:±0.25 X.XXX:±0.15
Angle ± 3°

SCALE	1:1
UNIT	MM
PROJ.	
SHEET	

REV	DATE	MODIFICATION DESCRIPTIO	DRAW	CHANGE	APPROVE
A0	2015/06/25	NEW	Huan.Tan	———	Huan.Tan