HSF Pb RoHS

Recommended P.C.B Layout(Top Side)
(PCB BOARD TOLERANCE±0.05)

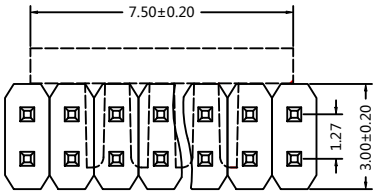

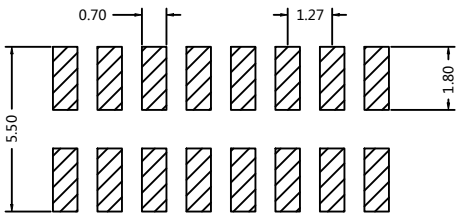

PART NUMBER CODING

PHCZ25-12 XX XX X XXX X 1

- No.of Pins: 01-50
- Contact Plating: G0:Gold Flash, G1:3U"Gold, G2:5U"Gold, G3:10U"Gold, G4:15U"Gold, G5:20U"Gold, G6:30U"Gold, S0:Gold Flash/Tin, S1:3U"Gold/Tin, S2:5U"Gold/Tin, S3:10U"Gold/Tin, S4:15U"Gold/Tin, S5:20U"Gold/Tin, S6:30U"Gold/Tin, SN:Tin
- Insulator Material/Colour: B:PA9T/Black, C:PA6T/Black
- Pin lengh Standard: 082=8.2
- Packing: A=Tray, T=Tube, P=Tube+CAP, R=Tape&Reel+CAP

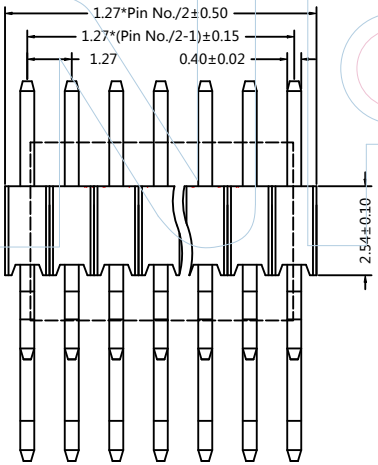

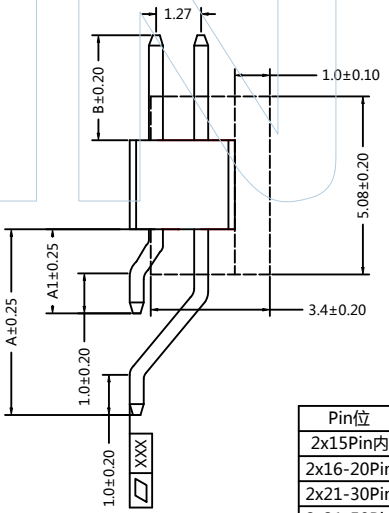

Dimension antitheses list				
ITEM	Pin Lenght	A1	A	B
Srandard	8.20	2.50	5.50	3.00

Pin位	平整度
2x15Pin内	▱ 0.10
2x16-20Pin	▱ 0.12
2x21-30Pin	▱ 0.15
2x31-50Pin	▱ 0.20

WINPIN
Tel:+86 769 82581808
E-Mail:sales@winpin.net
FAX:+86 769 81766192
Http:www.winpin.net

PART NO: PHCZ25-12XXXXXXXXX1

TITLE: PH 1.27mm Dual ROW 90°SMT H=2.5mm

NOTES:
Current Rating:1.0AMP
Withstand Voltage:500V AC/DC
Contact Resistance:20mΩ Max
Insulation Resistance:1000MΩ Min
Operation Temperature:-40℃ to +105℃

Contact Material:Brass
Contact Plating:Au or Sn over Ni
Insulator Material:PA6T/PA9T+30%GF (UL94V-0)

UNLESS OTHERWISE SPECIFIED DIMENSIONS ARE IN METRIC
TOLERANCES ARE:
DECIMALS X.X:±0.40 X.XX:±0.25 X.XXX:±0.15
Angle ± 3°

SCALE	1:1
UNIT	MM
PROJ.	
SHEET	

REV	DATE	MODIFICATION DESCRIPTIO	DRAW	CHANGE	APPROVE
A0	2021/07/12	NEW	GF.He	———	Andy