



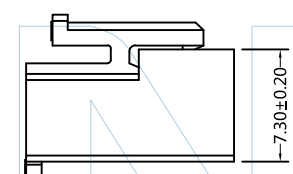
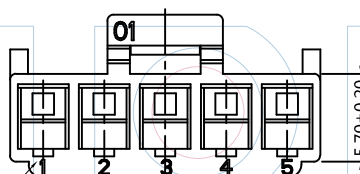
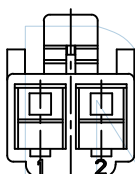
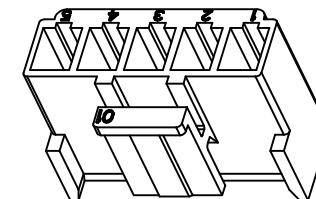
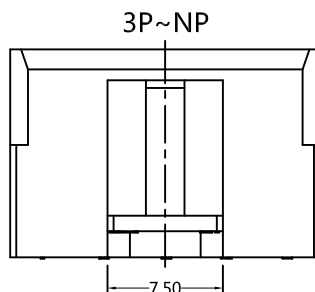
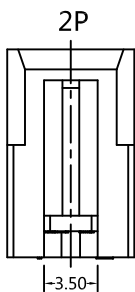
PART NUMBER CODING

H39603-1 XX X 1

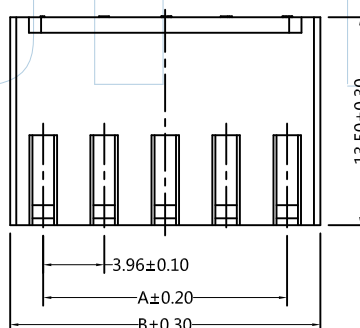
No. of pins
02-15P

Color
E=Beige
W=White

Pins	Dimensions	
	A	B
02	3.96	8.25
03	7.92	12.21
04	11.88	16.17
05	15.84	20.13
06	19.80	24.09
07	23.76	28.05
08	27.72	32.01
09	31.68	35.97
10	35.64	39.93
11	39.60	43.89
12	43.56	47.85
13	47.52	51.81
14	51.48	55.77
15	55.44	59.73



Circuit 1



Tel: +86 769 82581808
E-Mail: sales@winpin.net

FAX: +86 769 81766192
Http: www.winpin.net

PART NO: H39603-1XXX1

TITLE: VH 3.96mm Housing

NOTES:
Current Rating: 7.0A AC/DC
Voltage Rating: 250V AC/DC
Withstand Voltage: 1500V AC/DC
Contact Resistance: 20mΩ Max
Insulation Resistance: 1000MΩ Min
Operation Temperature: -25°C ~ +85°C
Applicable Terminal: T39603-PXX1
Applicable Wafer: W39603-1XXXXXX1

MATERIAL:
Insulator: PA66, UL94V-0

UNLESS OTHERWISE SPECIFIED DIMENSIONS ARE IN METRIC TOLERANCES ARE:
DECIMALS Angle
X.X: ±0.40 ± 3°
X.XX: ±0.25
X.XXX: ±0.15

SCALE 1:1

UNIT MM

PROJ.

SHEET

A0	2015/06/25	NEW	GF.He	Andy	
REV	DATE	MODIFICATION DESCRIPTION	DRAW	CHANGE	APPROVE