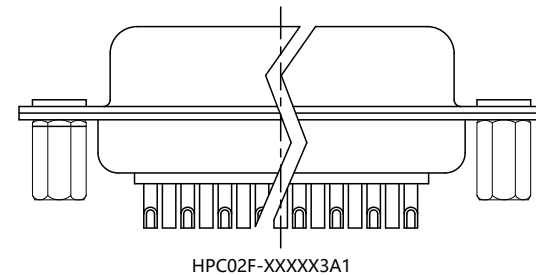
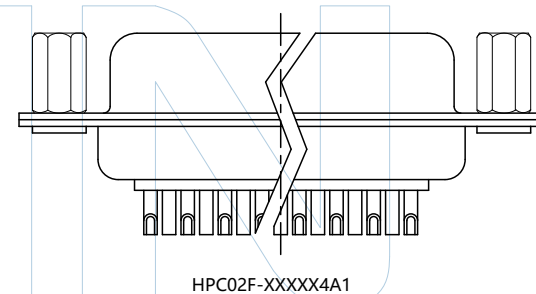
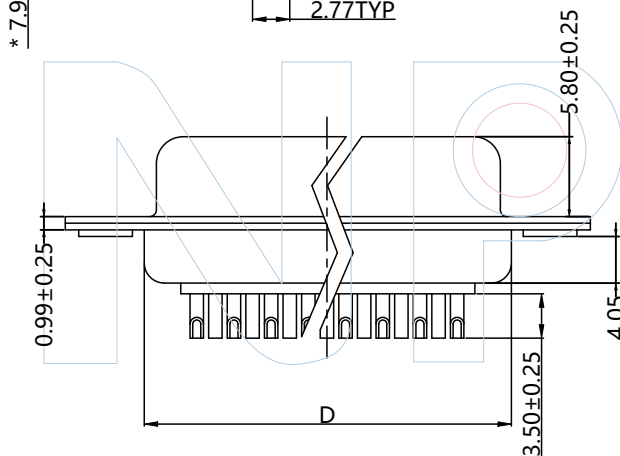


PART NUMBER CODING

HPC02F-XX XX X X A1

- No. of Pins
9P\15P\25P\37P
- Contact Plating
G0:Gold Flash
G1:3U"Gold
G2:5U"Gold
G3:10U"Gold
G4:15U"Gold
G5:20U"Gold
G6:30U"Gold
- Insulator Color
B:Black
U:Blue
W:White
- Type
0=Standard
3=With Back Nut
4=With Front Nut



No. of Contact	A ±0.25	B ±0.13	C ±0.38	D ±0.25
09	16.33	24.99	30.81	19.28
15	24.66	33.32	39.14	27.51
25	38.38	47.04	53.04	41.28
37	54.84	63.50	69.32	57.71



Tel: +86 769 82581808 FAX: +86 769 81766192
E-Mail: sales@winpin.net Http: www.winpin.net

PART NO: HPC02F-XXXXXXA1

TITLE: DB XP FEMALE Solder TYPE High Current SOLID MEEDLE

NOTES:
Withstand Voltage:1000V AC MIN
Current Rating:5AMP
Contact Resistance:30mΩ MAX
Insertion Resistance:5000MΩ Min.
Operation Temperature:-55°C to +105°C

Insulatct Material:PBT+ 30%G.F(UL94V-0)
Contact Material:BRASS
Contact Plating:FULL GOLD FLASH
SHELL:STEEL MATERIAL TIN FINISHED
DIMPLES ON PLUG ONL Y
WITH #4-40 THPEADED RIVITES CLINCH NUTS ON BACK

UNLESS OTHERWISE SPECIFIED DIMENSIONS ARE IN METRIC TOLERANCES ARE:
DECIMALS Angle
X.X:±0.40 ± 3°
X.XX:±0.25
X.XXX:±0.15

SCALE	1:1
UNIT	MM
PROJ.	
SHEET	

NO.	DATE	DESCRIPTION	DRAWN	CHECKED	APPROVED
A0	2015/06/25	NEW	Hua.ZT		Hua.ZT
REV	DATE	MODIFICATION DESCRIPTIO	DRAW	CHANGE	APPROVE