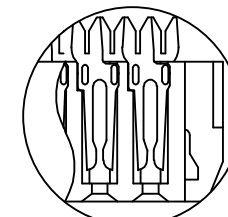
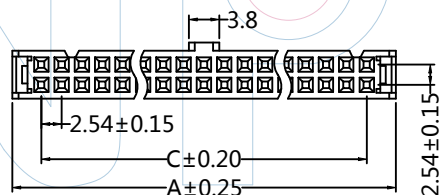
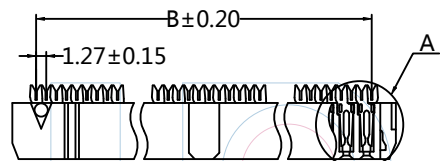
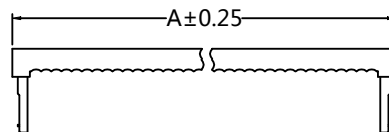
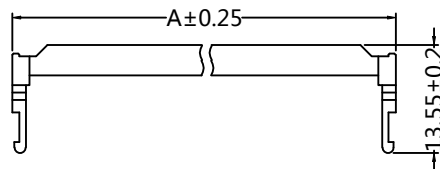




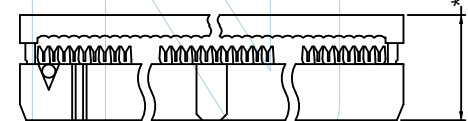
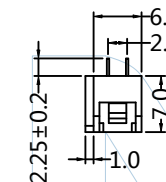
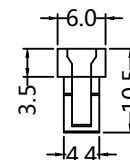
### PART NUMBER CODING

IDD71-XX XX X X X 1

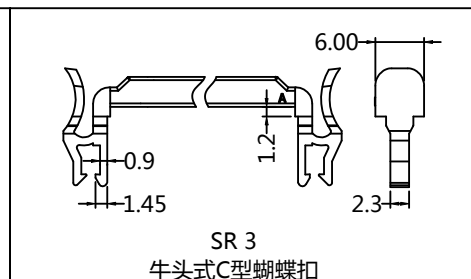
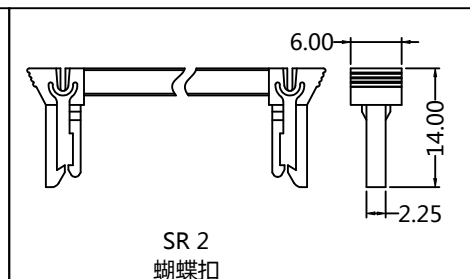
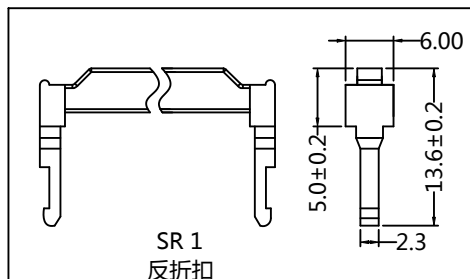
- No. of Pins: 6-64P
- Contact Plating:
  - G0: Gold Flash
  - G1: 3U\*Gold
  - G2: 5U\*Gold
  - G3: 10U\*Gold
  - G4: 15U\*Gold
  - G5: 20U\*Gold
  - G6: 30U\*Gold
  - S0: Gold Flash/Ni
  - S1: 3U\*Gold/Ni
  - S2: 5U\*Gold/Ni
  - S3: 10U\*Gold/Ni
  - S4: 15U\*Gold/Ni
  - S5: 20U\*Gold/Ni
  - S6: 30U\*Gold/Ni
  - SN: Tin
- Color:
  - B=Black
  - G=Grey
- TYPE:
  - 2: W/O SR
  - 3: With SR 1
  - 4: With SR 2
  - 5: With SR 3
- Packing: A: Tray



VIEW A



Pins	Dimensions			Pins	Dimensions		
	A	B	C		A	B	C
6	12.32	6.35	5.08	26	37.72	31.75	30.48
8	14.86	8.89	7.62	30	42.80	36.83	35.56
10	17.40	11.43	10.16	34	47.88	41.91	40.64
12	19.94	13.97	12.70	36	50.42	44.45	43.18
14	22.48	16.51	15.24	40	55.50	49.53	48.26
16	25.02	19.05	17.78	44	60.58	54.61	53.34
18	27.56	21.59	20.32	50	68.20	62.23	60.96
20	30.10	24.13	22.86	60	80.90	74.93	73.66
24	35.18	29.21	27.94	64	85.98	80.01	78.74



**WINPIN**

Tel: +86 769 82581808 FAX: +86 769 81766192  
 E-Mail: sales@winpin.net Http: www.winpin.net

PART NO: IDD71-XXXXXXX1

TITLE: 2.54mm IDC Whit Bump (Y-Type Both Side Contact)

NOTES:  
 Current Rating: 3.0AMP  
 Withstand Voltage: 500V AC/DC  
 Contact Resistance: 20mΩ Max  
 Insulation Resistance: 1000MΩ Min  
 Operation Temperature: -40°C to +105°C

MATERIAL:  
 Contact Material: Brass  
 Contact Plating: Au over Ni  
 Insulator Material: PBT+30%GF(UL94V-0)

UNLESS OTHERWISE SPECIFIED DIMENSIONS ARE IN METRIC TOLERANCES ARE:  
 DECIMALS Angle ± 3°  
 X.X: ±0.40  
 X.XX: ±0.25  
 X.XXX: ±0.15

SCALE: 1:1  
 UNIT: MM  
 PROJ.

SCALE	UNIT	PROJ.	SHEET	REV	DATE	MODIFICATION DESCRIPTION	DRAW	CHANGE	APPROVE
A1	2022/10/29	增加12.7尺寸管控	Andy						Andy
A0	2015/06/25	NEW	GF.He						Andy