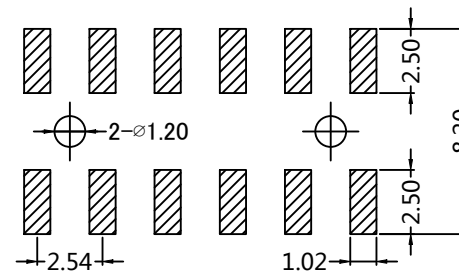


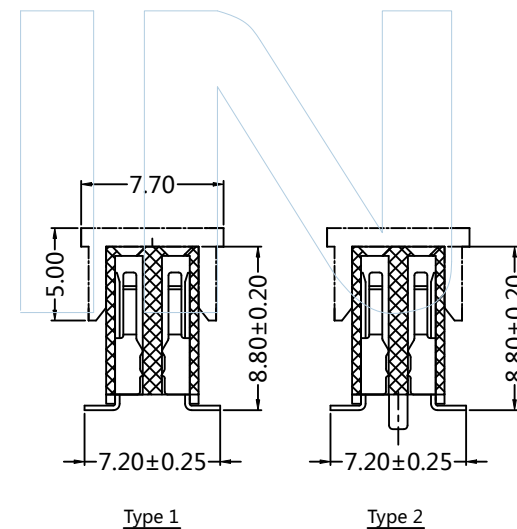
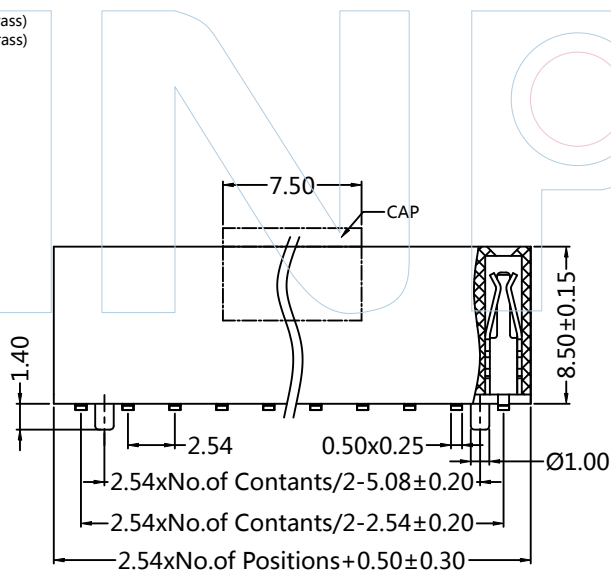
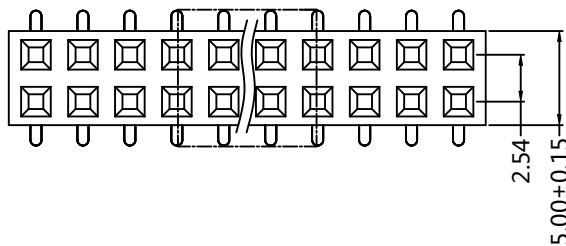
Recommended P.C.B Layout(Top Side)
(PCB BOARD TOLERANCE±0.05)



PART NUMBER CODING

FHFM85- 2 XX XX X U X X

- No.of Pins Row:02-40Pin
- Contact Plating
G0:Gold Flash
G1:3U*Gold
G2:5U*Gold
G3:10U*Gold
G4:15U*Gold
G5:20U*Gold
G6:30U*Gold
S0:Gold Flash/Tin
S1:3U*Gold/Tin
S2:5U*Gold/Tin
S3:10U*Gold/Tin
S4:15U*Gold/Tin
S5:20U*Gold/Tin
S6:30U*Gold/Tin
SN:Tin
- Insulator Material/Colour
B:PA9T/Black
C:PA6T/Black
- Packing
T=Tube
P=Tube+Cap
R=Tape&Reel+Cap
- TYPE
1:TYPE 1(Brass)
2:TYPE 2(Brass)



A0	2015/06/25	NEW	Hua.ZT		Hua.ZT
REV	DATE	MODIFICATION DESCRIPTIO	DRAW	CHANGE	APPROVE